







KEY FINDINGS

YOUR COMPANY NAME

Template 1

 P riority	 D escription	 R ecommendation	 L ocation
High	Text here	Text here	Text here
High	Text here	Text here	Text here
Medium	Text here	Text here	Text here
Medium	Text here	Text here	Text here
Low	Text here	Text here	Text here

Template 2

Key findings

On worth of Customer Loyalty



\$1.6 Trillion

The potential revenue up for grabs from switching among consumer brands'



80% of a business' profits come from **20%** of its customers'



*Brand advocates spend **2x** as much regular customers and have **5x** the lifetime value'*



A **5%** increase in customer retention can result in a **40%** lift in profit'

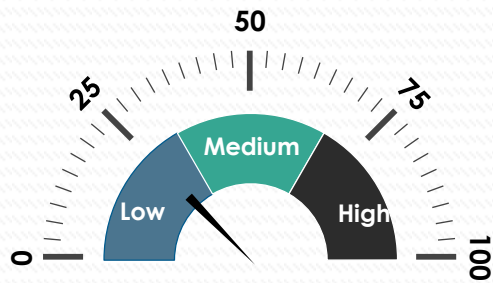


77% of customers still say they have no relationship with a brand'



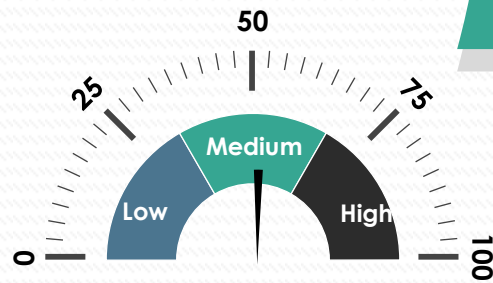
*The probability of generating an **additional sale from an existing customer** is **7x greater** than from a new prospect'*

Template 3



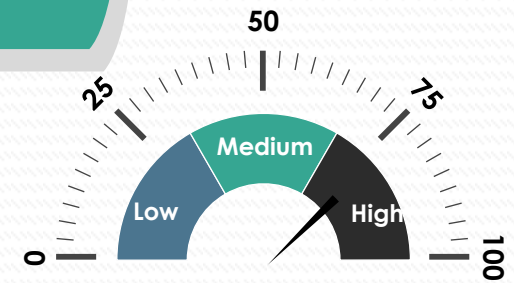
**Customer
Recognition**

*Based on the survey results,
you can rate the extent to
which brand is recognized by
the customers*



**Enhanced
Sales**

*Mention the amount of
change in sales due to the
impact of branding*



**Competitive
Edge**

*How well you have been able
to gain edge over
competitors through Branding*

Monitor the company
performance on the
basis of below
mentioned parameters,
you can alter them as
per your requirements

Template 4

Enter the survey/
tracking results in this
infographic slide to
create an everlasting
impact on the audience



65%

of consumers read
between **2-1** reviews



74%

of consumers **look to online
review sites** for information
during the buying process



41%

of consumers **read four to
seven** reviews before they are
comfortable making a
purchase



46%

of locations have had **no new
reviews in 17** months

82%

of consumers consider **user generated**
reviews extremely valuable or valuable



20%

of online reviews
have been **pointed
out as fake**



72%

of consumers **trust online reviews** as
much as personal recommendations

Template 5

01



Your Text Here

This slide is 100% editable. Adapt it to your needs and capture your audience's attention.

This slide is 100% editable. Adapt it to your needs and capture your audience's attention.

This slide is 100% editable. Adapt it to your needs and capture your audience's attention.

02



Your Text Here

This slide is 100% editable. Adapt it to your needs and capture your audience's attention.

This slide is 100% editable. Adapt it to your needs and capture your audience's attention.

This slide is 100% editable. Adapt it to your needs and capture your audience's attention.

03



Your Text Here

This slide is 100% editable. Adapt it to your needs and capture your audience's attention.

This slide is 100% editable. Adapt it to your needs and capture your audience's attention.

This slide is 100% editable. Adapt it to your needs and capture your audience's attention.



Template 6

How it can be achieved



Improved Operational Efficiency

Deeper Business & Market Intelligence

Better Customer Experience



Example:
Pinpoint compliance & process issues

Example:
Timely analysis of customer feedback

Example:
Standardize call quality for coaching & recognition purposes



- › Reduce Costs, mitigate risks
- › Increase incremental revenues

- › Improve product quality
- › React to market opportunity

- › Increase customer satisfaction, retention & loyalty

This slide is 100% editable. Adapt it to your needs and capture your audience's attention.

Key Findings Icon Slide



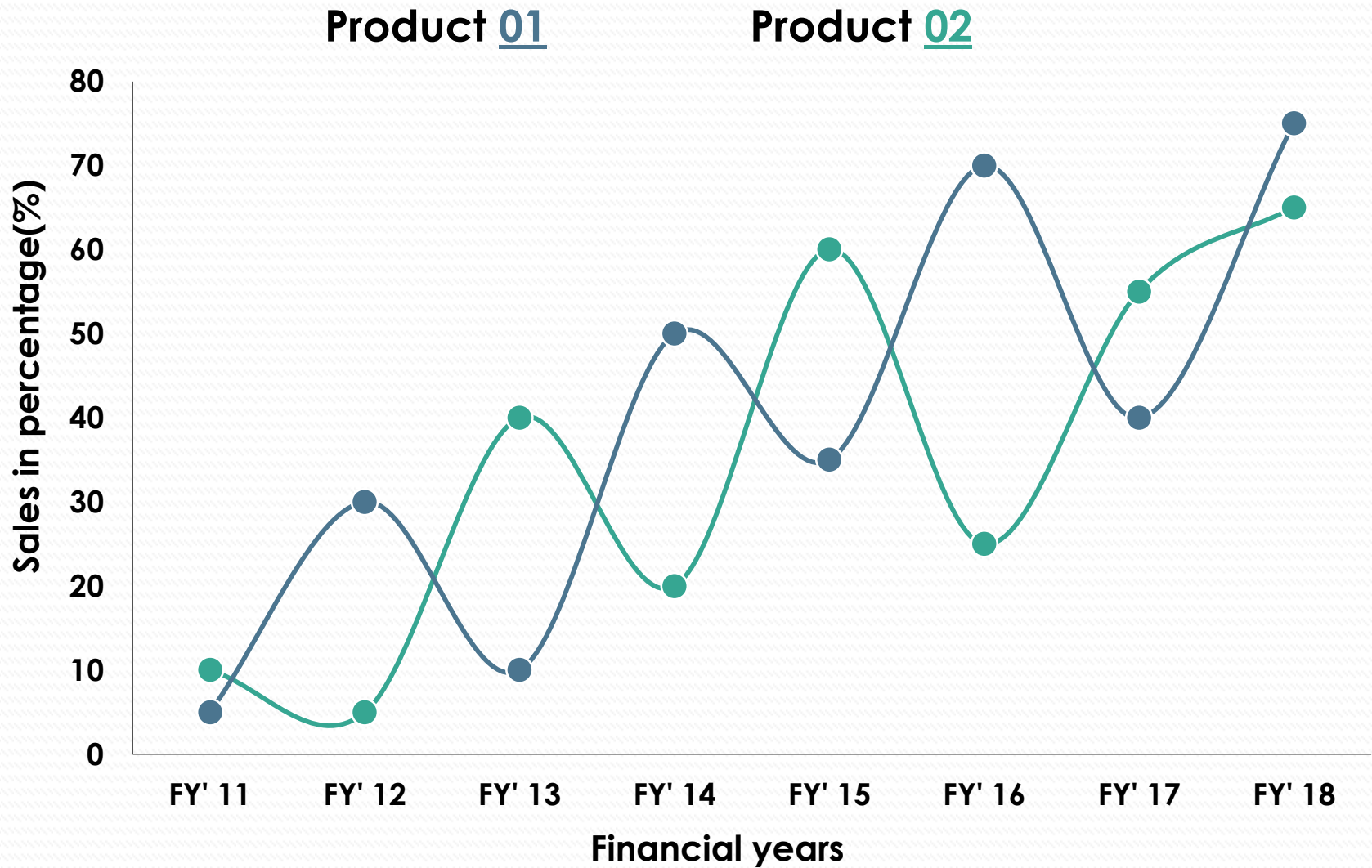
It's Time For A **Coffee Break**



This icon is for display purposes only and is completely editable. You can replace this with any other icon from the www.slideteam.net icons section.

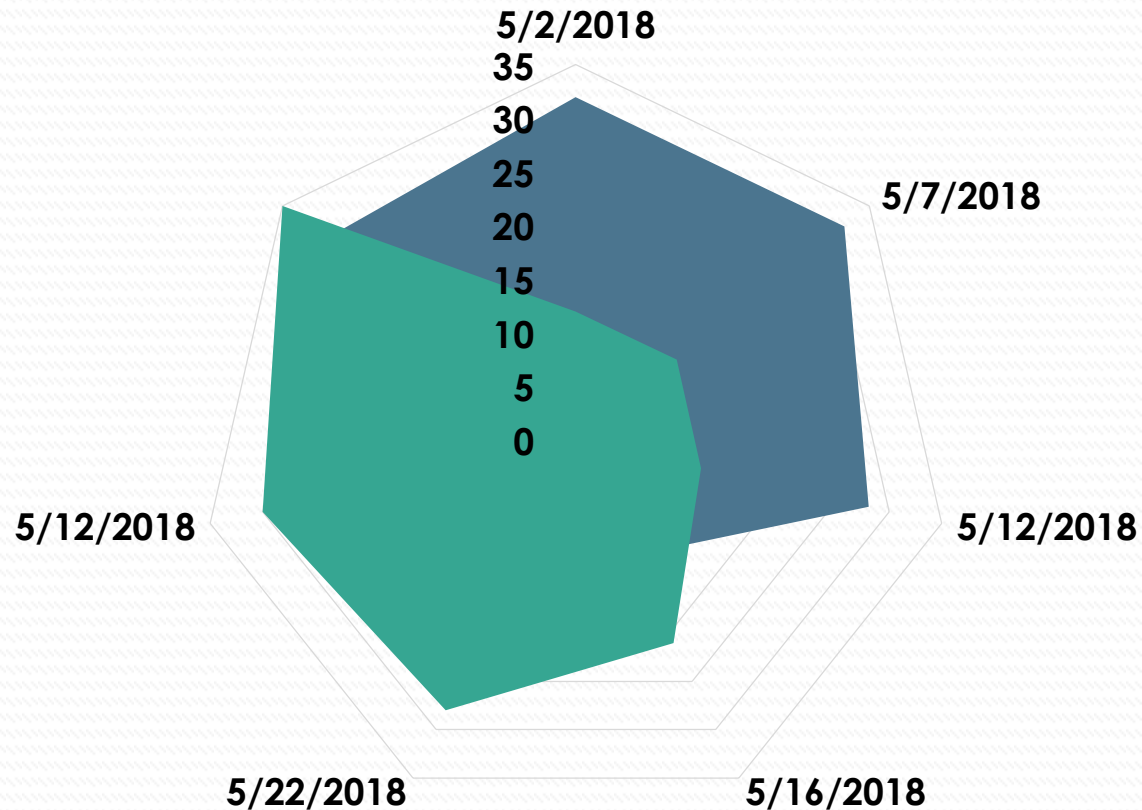
Charts & Graphs

Line Chart



This graph/chart is linked to excel, and changes automatically based on data. Just left click on it and select "Edit Data".

Radar Chart



Product 01

This slide is 100% editable. Adapt it to your needs and capture your audience's attention.

Product 02

This slide is 100% editable. Adapt it to your needs and capture your audience's attention.

This graph/chart is linked to excel, and changes automatically based on data. Just left click on it and select "Edit Data".

Additional Slides

Our Mission

Our Mission

- 01 This slide is 100% editable. Adapt it to your needs and capture your audience's attention.
- 02 This slide is 100% editable. Adapt it to your needs and capture your audience's attention.
- 03 This slide is 100% editable. Adapt it to your needs and capture your audience's attention.



Our Vision

- 01 This slide is 100% editable. Adapt it to your needs and capture your audience's attention.
- 02 This slide is 100% editable. Adapt it to your needs and capture your audience's attention.
- 03 This slide is 100% editable. Adapt it to your needs and capture your audience's attention.

Our Team



Name Here

Designation


This slide is 100% editable. Adapt it to your needs and capture your audience's attention.



Name Here

Designation

This slide is 100% editable. Adapt it to your needs and capture your audience's attention.



Name Here

Designation

This slide is 100% editable. Adapt it to your needs and capture your audience's attention.



About Us

- 01** This slide is 100% editable. Adapt it to your needs and capture your audience's attention.
- 02** This slide is 100% editable. Adapt it to your needs and capture your audience's attention.
- 03** This slide is 100% editable. Adapt it to your needs and capture your audience's attention.
- 04** This slide is 100% editable. Adapt it to your needs and capture your audience's attention.

Financial



\$200
Beginner

Text Here

This slide is 100% editable. Adapt it to your needs and capture your audience's attention.



\$400
Advanced

Text Here

This slide is 100% editable. Adapt it to your needs and capture your audience's attention.



\$600
Professional

Text Here

This slide is 100% editable. Adapt it to your needs and capture your audience's attention.

Thank You

**Address:**

street number, city, state

**Contact numbers:**

0123456789

**Email Address:**

emailaddress123@gmail.com

