

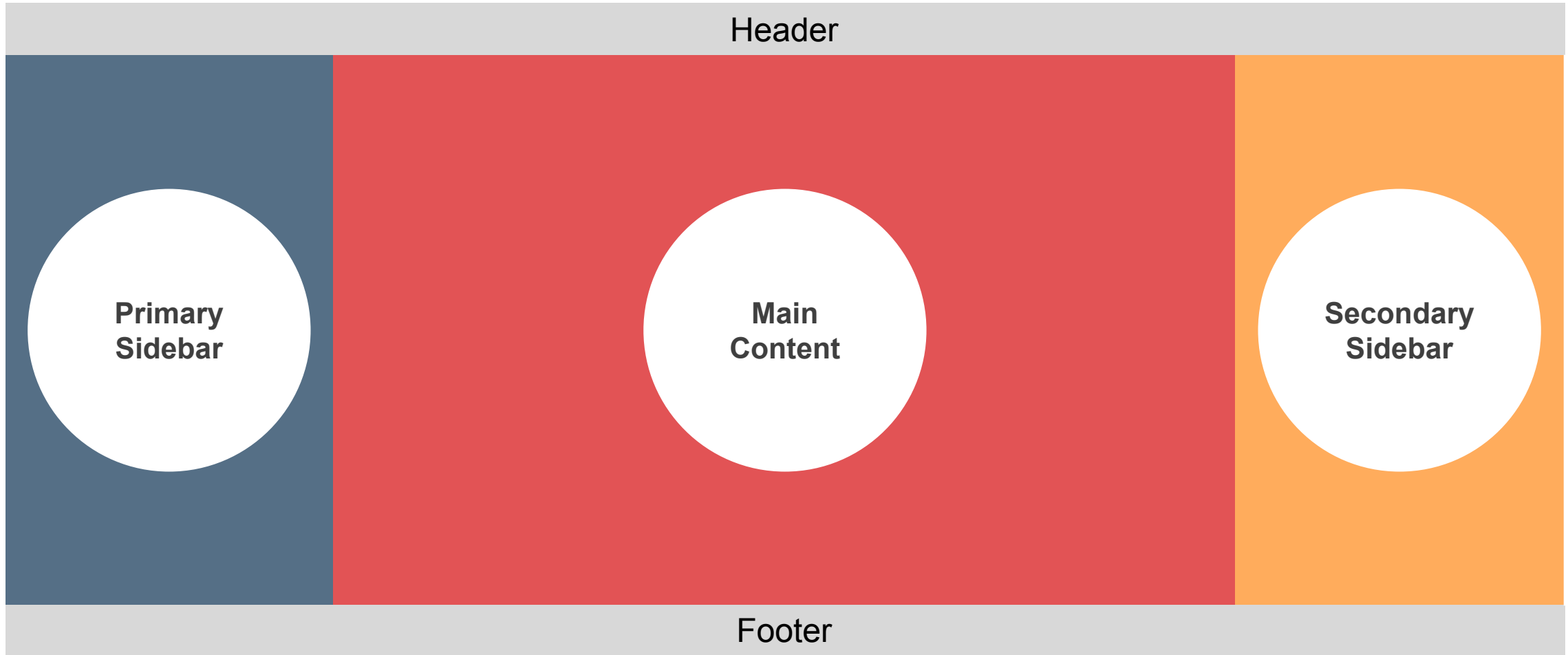


Your Company Name

Three-Column Chart


[Click here to get the best PPT templates!!](#)

Three Column CSS Primary Secondary and Main Layout




[Click here to get the PPT template!!](#)

Three Different Size Column Layout




Text Here
This slide is 100% editable. Adapt it to your needs and capture your audience's attention.

ONE



Text Here
This slide is 100% editable. Adapt it to your needs and capture your audience's attention.

TWO



Text Here
This slide is 100% editable. Adapt it to your needs and capture your audience's attention.

THREE

[Click here to get the PPT template!!](#)

Three Suite and Tie Column Layout



Text Here

This slide is 100% editable. Adapt it to your needs and capture your audience's attention.



Text Here

This slide is 100% editable. Adapt it to your needs and capture your audience's attention.



Text Here

This slide is 100% editable. Adapt it to your needs and capture your audience's attention.

[Click here to get the PPT template!!](#)

- **A 3 column chart** is a chart that organises the contents of a document into three columns.
- The main content column is in the centre of this three-column layout, with sidebars on either side.
- Columns are stacked vertically on mobile, with the main content appearing first.

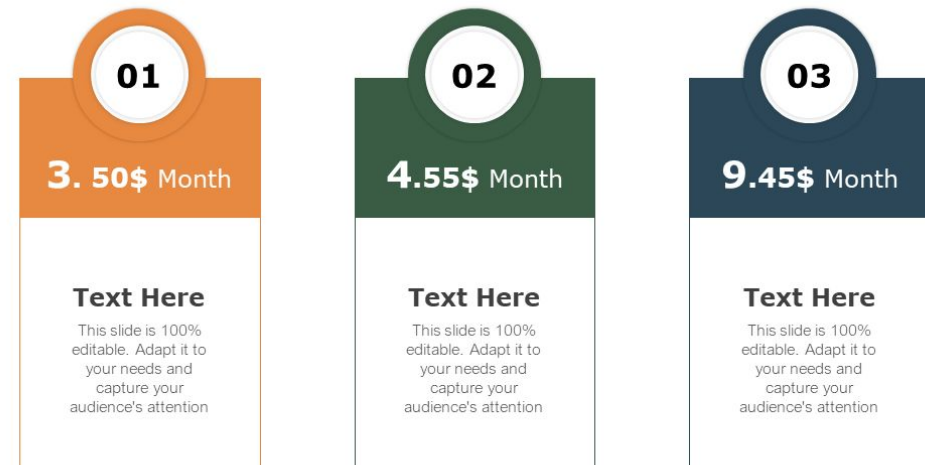


[Click here to get the PPT template!!](#)

- **A subscription business model** involves charging customers a recurring fee for access to a product rather than a one-time fee.
- This recurring fee is frequently paid monthly or yearly, and the customer is frequently given the option of purchasing at which frequency.

3 Columns of **Services Subscription Plan**

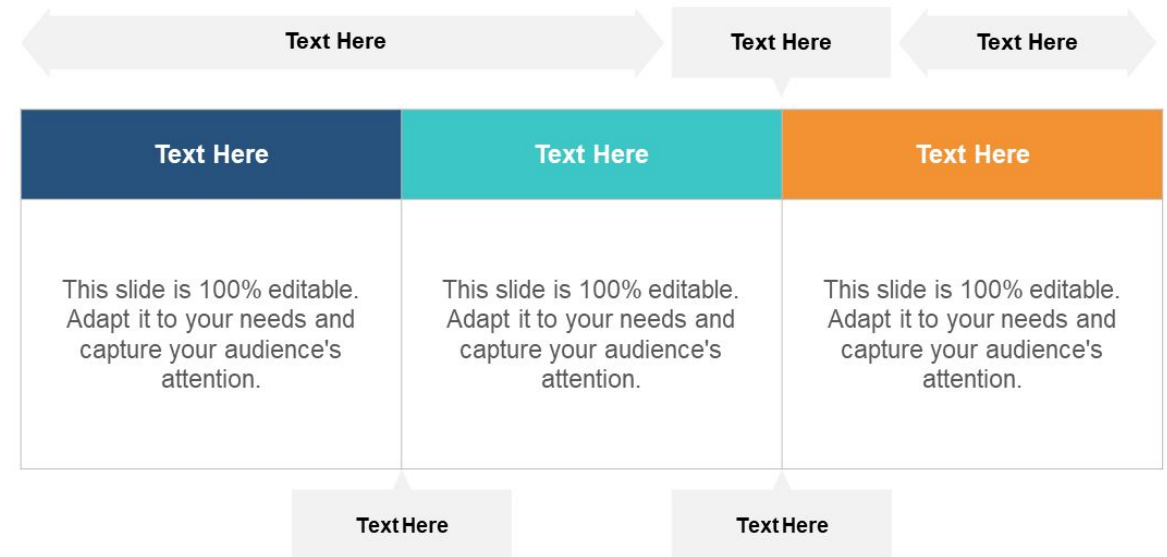
This slide is 100% editable. Adapt it to your need and capture your audience's attention.



[Click here to get the PPT template!!](#)

- **Demand management** is a planning strategy. It is used by businesses to forecast and plan how to meet demand for services and products.
- Demand management strengthens the links between operations and marketing.
- As a result, strategy, capacity, and customer needs are better coordinated.

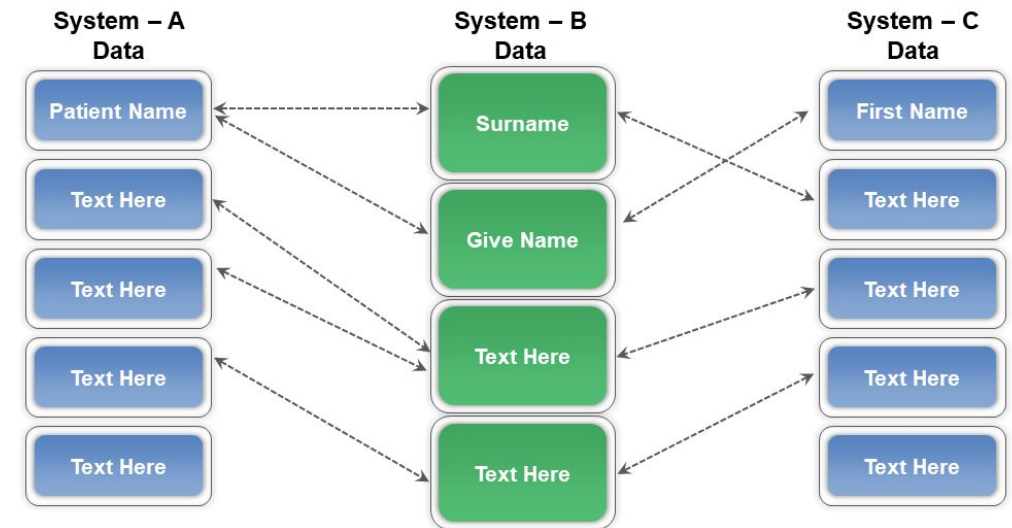
Demand Management With Three Columns Table



[Click here to get the PPT template!!](#)

- The process of connecting a data field from one source to a data field from another source is known as **Data Mapping**.
- This reduces the possibility of errors, helps standardise your data, and makes your data easier to understand.

System Name Data Mapping with Three Columns...



This slide is 100% editable. Adapt it to your needs and capture your audience's attention. This slide is 100% editable. Adapt it to your needs and capture your audience's attention.

[Click here to get the PPT template!!](#)

FAQs

What exactly is the three-column format?

- The 3-column note-taking method provides space for your ideas, thoughts, observations, etc.
- Column 1 contains the main subjects or topics from the text or lecture.
- Column 2 contains information you learned from reading the text, conducting research, or attending the lecture.
- Column 3 - your thoughts, observations, and so on.

[Click here to get the best PPT templates!!](#)

What is the purpose of a three-column layout?

- Creating an HTML 3 column layout entails dividing content and elements into appropriate sections, which can be accomplished in two ways.
- When working on a project that requires dividing the content, the HTML three columns layout can be extremely useful.

How does one create a three-column layout?

- Using CSS flexbox, we can create a 3-column layout grid.
- The container class should now have the `display: flex` property.

[Click here to get the best PPT templates!!](#)

→ Set each column's flex percentage value. Flex: 33.33% for three-layer.

What are the advantages of three column notes?

- Three column note taking is a useful method for recording ideas as you discover them and connecting them to previous knowledge and current learning.
- One can use this method of taking notes to improve your comprehension and put ideas from books, journal articles, or lectures into your own words.

About Us

- SlideTeam is a premier Research, Consulting and Design agency that develops and templatises industry processes and best practices, frameworks and models across all industry and verticals to help customers present their strategies effectively and convincingly.
- In addition, Slide Team compiles data and statistics from thousands of sources over a wide range of topics to help customers make intelligent decisions. We develop and present our research in the form of fully editable PowerPoint templates to make it easy for our customers to create presentations based on their individual requirements.
- With a large team comprising of Research Analysts, Statisticians, Industry Experts and Designers spread over 6 countries, SlideTeam now hosts the world's largest collection of Ready to Use PowerPoint templates on all topics and industries.
- Our team consists of professionals from Fortune 500 companies and Top Tier consulting firms involved in the process of researching and designing over a million slides that are available for our users on a subscription basis.
- To Contact Us and set up a Live Product Demo join us [here](#).

Click here to get the best PPT templates!!