

Leaderboard

Product Sales Leaderboard Including Achieved Value and Target

This slide is 100% editable. Adapt it to your needs and capture your audience's attention.





Monthly Starts	Target	%Achieved	Products	Value
1	\$1,000	456%	45	\$4,567
2	\$1,000	%	20	\$1,654
3	\$1,000	%	5	\$1,234
4	\$1,000	%	5	\$1,233
5	\$1,000	%	5	\$1,111
6	\$1,000	%	5	\$1,000
7	\$1,000	%	5	\$900
8	\$1,000	%	5	\$950

[Click here to get the best designs!!](#)

- A design pattern known as a **leaderboard** includes a set of rankings that show performance in a certain area or overall standings.
- By clearly displaying users' performance in comparison to others, it helps to foster competition.

Sales Leaderboard with Team Name and Revenue

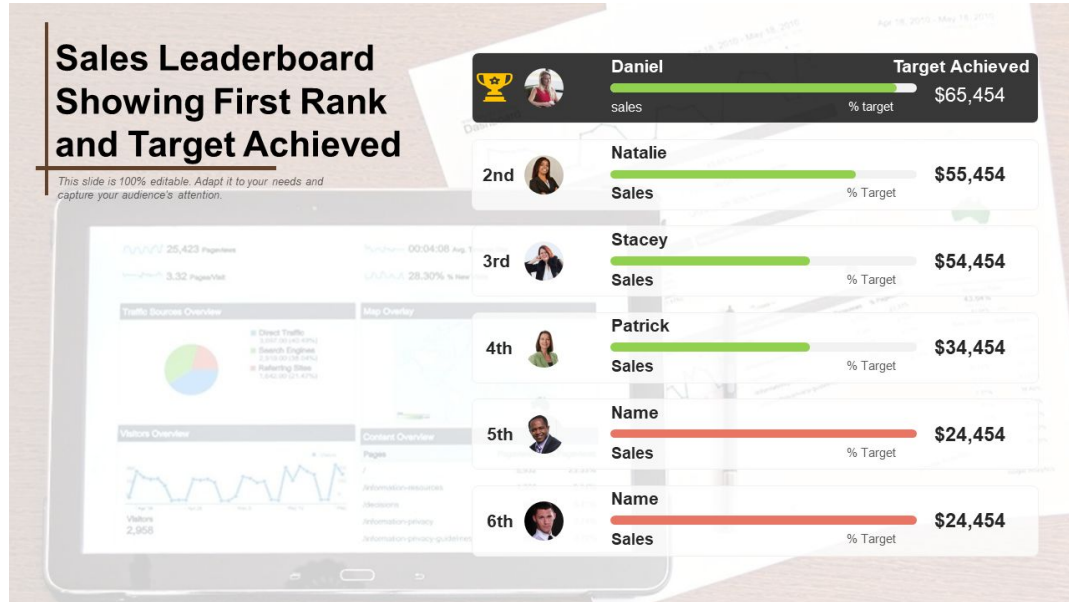
This slide is 100% editable. Adapt it to your needs and capture your audience's attention.

Rank	Employee	Team	Revenue	Units
1	 Employee Name	Outbound	\$8500	15
2	 Employee Name	Outbound	\$5500	14
3	 Employee Name	Inbound	\$6500	11
4	 Employee Name	Inbound	\$7500	10

[Click here to download the template!!](#)

Leaderboard must convey:

- List the participants in order of highest to lowest score for a set number of competitors.
- Enable rated users to see who the top achievers are in a category or overall in a highly competitive community.







[Click here to download the template!!](#)

Quarterly Sales :

- The increase in a company's sales from one quarter to the next is measured by **quarterly revenue growth or quarterly sales**.
- The sales of subsequent quarterly periods or the quarter of one year in comparison to the same quarter of another year might be examined by analysts.

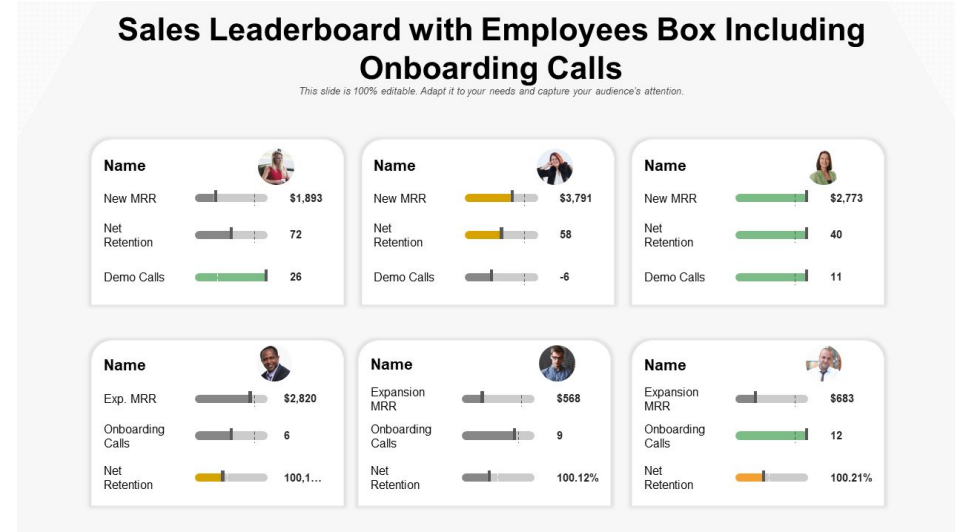
Leaderboard Including Quarterly Sales and Leads Converted

This slide is 100% editable. Adapt it to your needs and capture your audience's attention.

My Sales Team This Quarter			Total Sales	Leads Converted	Deal Closed
1		Employee Name	100,000 Total Sales	5 Leads Converted	3 Deal Closed
2		Employee Name	50,000 Total Sales	4 Leads Converted	2 Deal Closed
3		Employee Name	Text Here	Text Here	Text Here
4		Employee Name	Text Here	Text Here	Text Here

[Click here to download the template!!](#)

- A sales leaderboard is a software program used to monitor how well a sales team is doing in relation to corporate objectives.
- **Sales leaderboards** make it simple to identify which members of a sales team are in front of or behind target by displaying individual performance side by side.








[Click here to download the template!!](#)

Benefits of Sales Leaderboards:

- The Coaching Model is Enhanced.
- Creating a positive, competitive team environment .
- Enhanced Workforce Engagement.
- Real-time feedback.

Sales Leaderboard including Phone Calls and Revenue Generated

This slide is 100% editable. Adapt it to your needs and capture your audience's attention.

	 Name	Name	Name	Name
Sales Leaders <small>Week of May 1, 2019</small>				
Phone Hours	122	144	157	89
Closed Deals	5	4	2	1
Revenue	\$11k	\$8k	\$7k	\$2k

[Click here to download the template!!](#)

FAQs

How to create a leaderboard?

- Go to Configurator > Leaderboards to get started.
- To create a new leaderboard, click. Opens the Add Leaderboard page:
- Insert the leaderboard information.
- Click to Add a Running Total to the Leaderboard in the Fields panel.
- Now enter the Running Total information.

[Click here to get the best designs!!](#)

- Click , save and close the updated leaderboard.

What is the importance of leaderboards?

- Encourage competition
- let players define goals
- give feedback .

[Click here to get the best designs!!](#)

What is the purpose of sales leaderboard?

- To monitor how well a sales team is doing in relation to corporate objectives.
- To simplify the identification of which members of a sales team are in front of or behind target by displaying individual performance side by side.

[Click here to get the best designs!!](#)

ABOUT US

- SlideTeam is a premier Research, Consulting and Design agency that develops and templatizes industry processes and best practices, frameworks and models across all industry and verticals to help customers present their strategies effectively and convincingly.
- In addition, Slide Team compiles data and statistics from thousands of sources over a wide range of topics to help customers make intelligent decisions. We develop and present our research in the form of fully editable PowerPoint templates to make it easy for our customers to create presentations based on their individual requirements.
- With a large team comprising of Research Analysts, Statisticians, Industry Experts and Designers spread over 6 countries, SlideTeam now hosts the world's largest collection of Ready to Use PowerPoint templates on all topics and industries.
- Our team consists of professionals from Fortune 500 companies and Top Tier consulting firms involved in the process of researching and designing over a million slides that are available for our users on a subscription basis.
- To Contact Us and set up a Live Product Demo join us [here](#) .

[Click here to get the best designs!!](#)