

# Project Management Dashboard

Your Company Name



[Click here to get the best PPT templates!!](#)

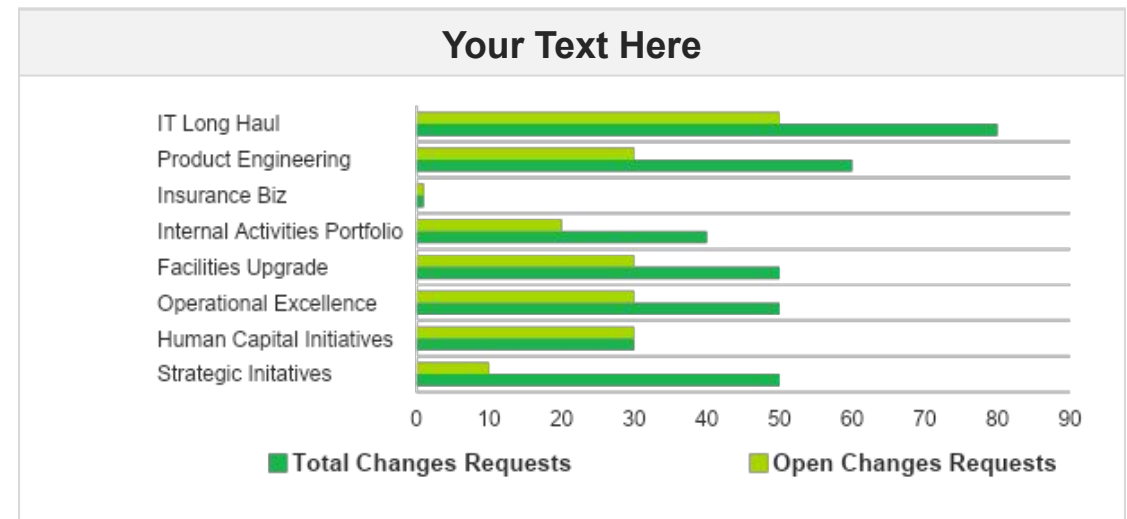
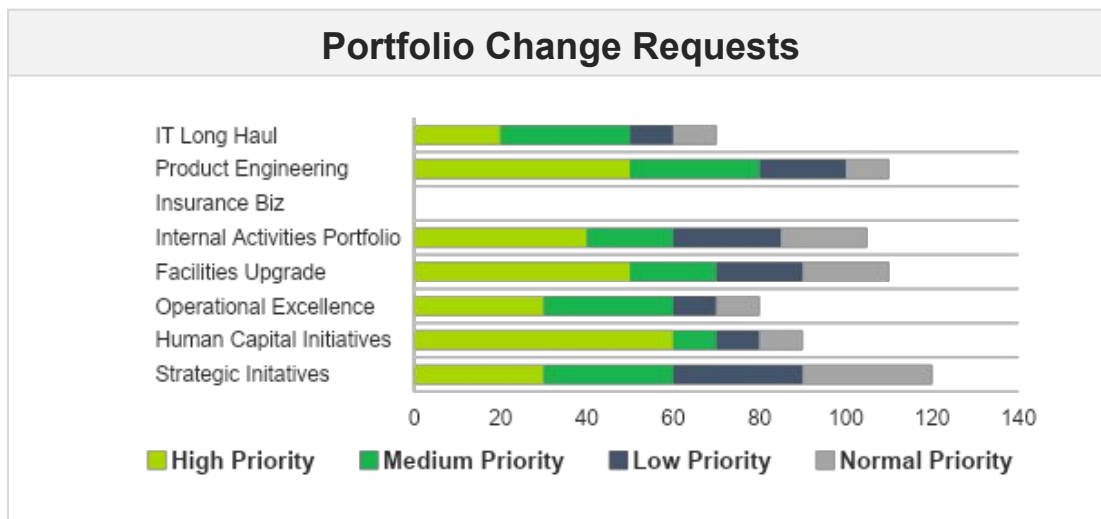
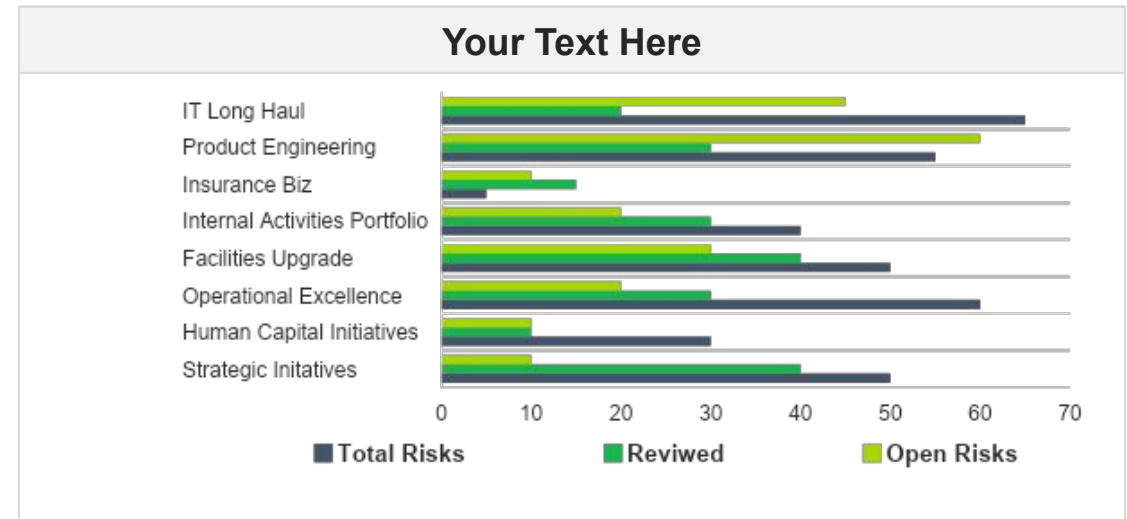
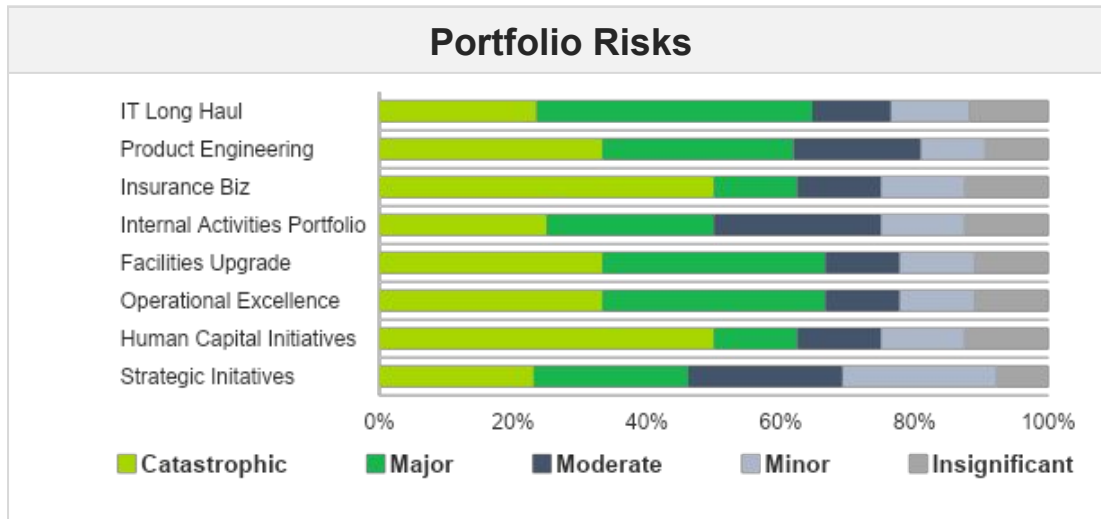
# Content



- 01 Portfolio Performance Dashboard
- 02 Project Portfolio Summary Dashboard
- 03 Portfolio Risk and Change Request Dashboard
- 04 Portfolio Timeline Summary Dashboard
- 05 Portfolio Dashboard : Cost and Benefit
- 06 Portfolio Management Dashboard
- 07 Portfolio Summary Management Dashboard
- 08 Portfolio Management Securities Allocation Dashboard
- 09 Portfolio Management KPI's
- 10 Portfolio Performance Dashboard

[Click here to get the best PPT templates!!](#)

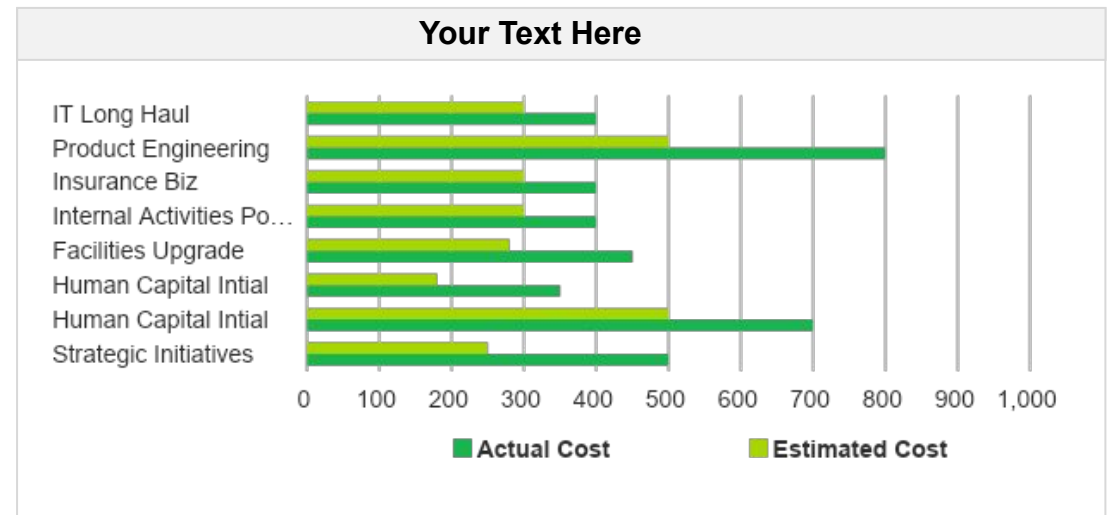
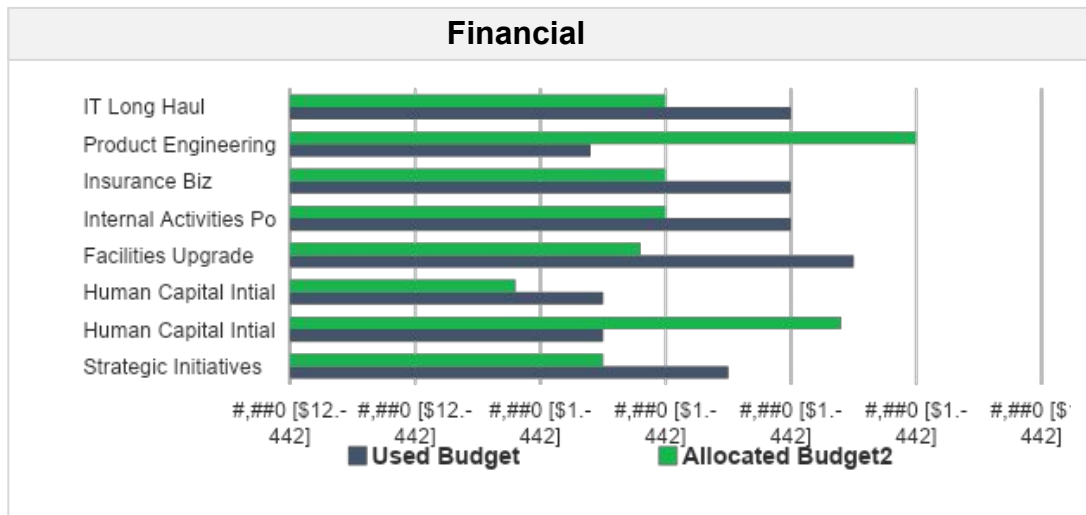
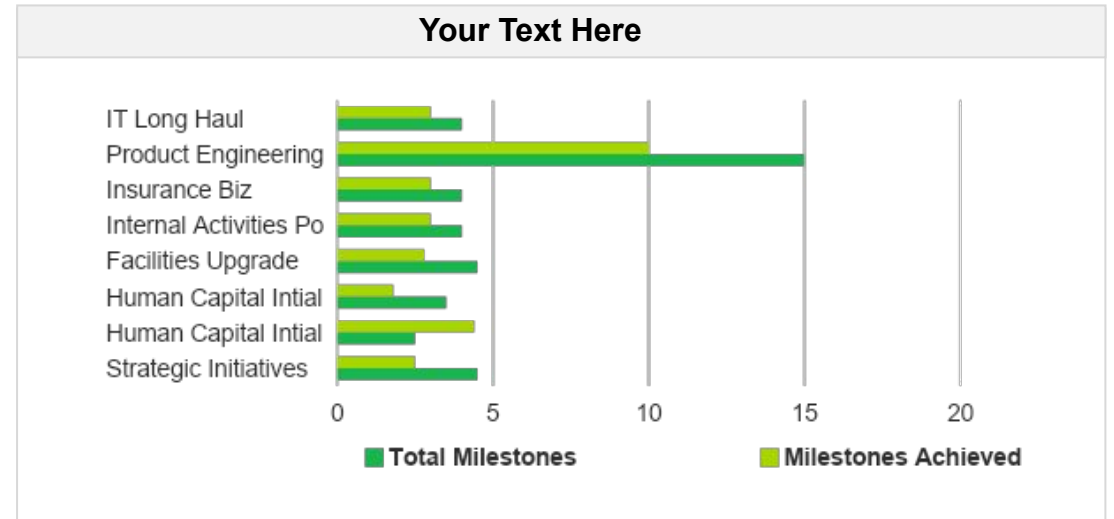
# Portfolio Risk and Change Request Dashboard



Click here to get the best PPT templates!!

# Portfolio Timeline Summary Dashboard

Portfolio Name	Total Milestones	Milestones Achieved	Overdue Milestones	Upcoming Milestones
IT Long Haul	7	5	3	0
Product Engineering	15	3	10	0
Insurance Biz	4	8	2	0
Internal Activities Portfolio	3	8	2	0
Facilities Upgrade	5	1	2	2
Operational Excellence	7	2	2	1
Human Capital Initiatives	3	1	2	1
Strategic Initiatives	6	1	2	4

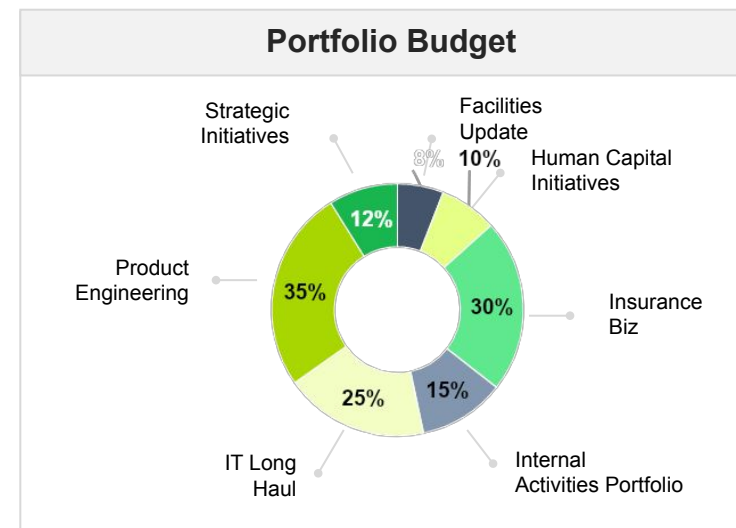


Click here to get the best PPT templates!!




# Portfolio Summary Management Dashboard

Portfolio Summary					
Portfolio Name	Portfolio Owner	Health	Budget	Used Budget	# Projects
Facilities Upgrade	Thomann Beddov	●	1.51M	970.00K	1
Human Capital Initiatives	Thomann Beddov	●	1.53M	980.00K	4
Internal Activities Portfolio	Thomann Beddov	●	4.67M	2.20K	5
IT Long Haul	Thomann Beddov	●	2.50M	565.45K	3
Operation Excellence	Thomann Beddov	●	3.67M	1.05K	6
Product Engineering	Thomann Beddov	●	4.20M	1.90K	12
Strategic Initiatives	Thomann Beddov	●	1.50M	1.85K	2




### Allocated Budget Across Portfolios




**25.26 M**

### Used Budget Across Portfolios




**10.35 M**

### Used Budget Percentage




**40%**

### Estimated Cost Across Portfolio



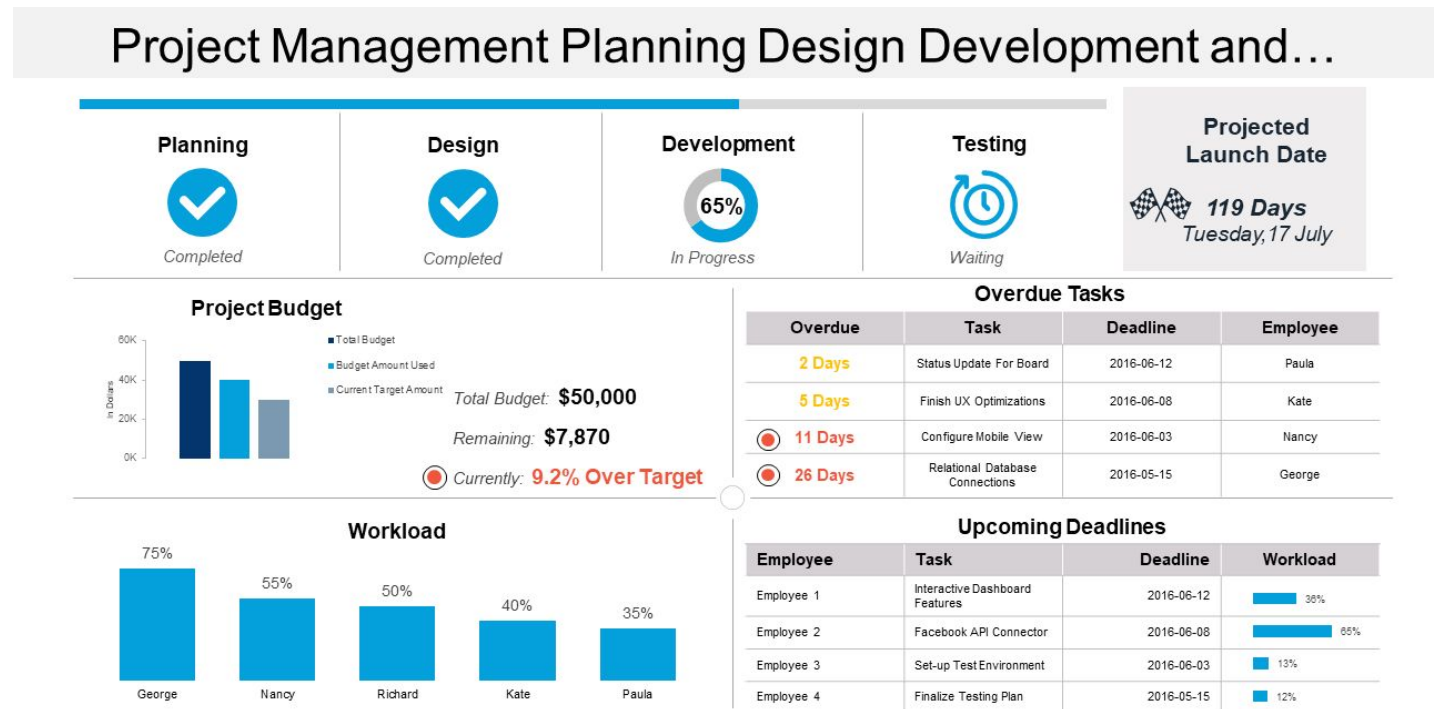
**11.15 M**

### Actual Cost Across Portfolio



**&.90 M**

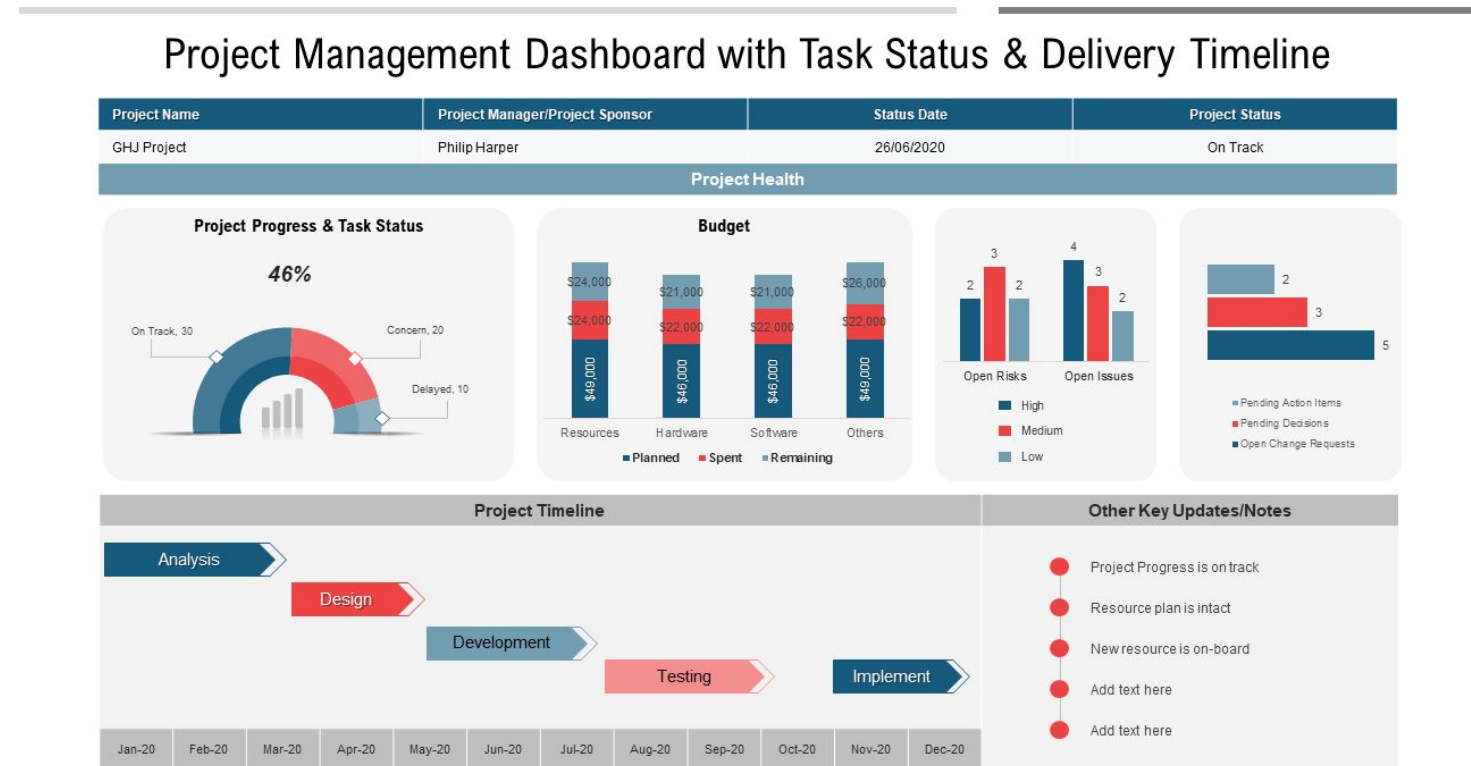
- **Project management** is the application of processes, methods, skills, knowledge, and experience to achieve specific project objectives within agreed-upon parameters.
- Project management has final deliverables that are limited in time and budget.



This graph/chart is linked to excel, and changes automatically based on data. Just left click on it and select "Edit Data".

**Click here to get the best PPT templates!!**

- A **project management dashboard** is a single page that shows you how all of your projects are doing at a glance.
- You'll want a dynamic dashboard that can pivot with you and your teams, whether it's a task management dashboard or a project status dashboard.

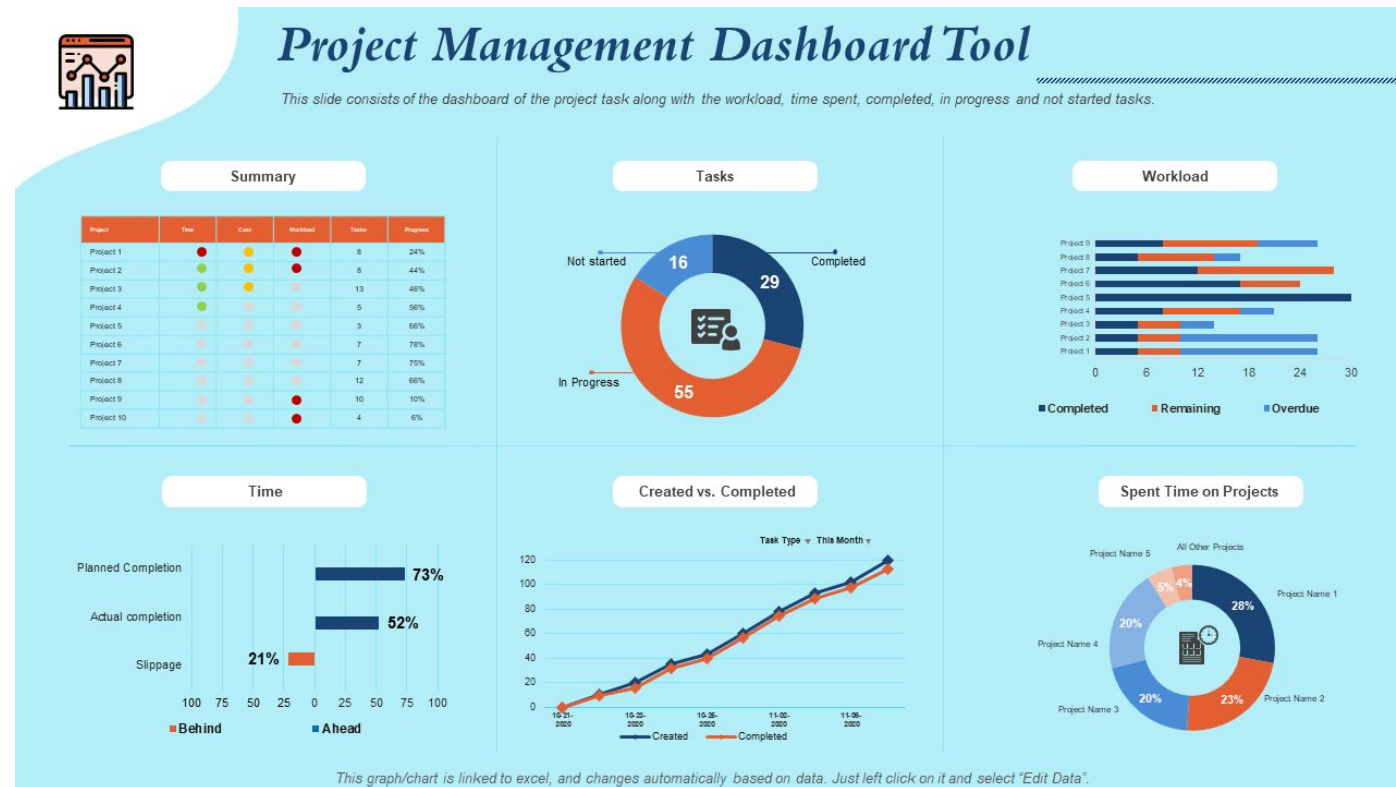


This graph/chart is linked to excel, and changes automatically based on data. Just left click on it and select "Edit Data".

Click here to get the best PPT templates!!

## Creating a Project Management dashboard :

- Think about the functions of your dashboard.
- Before you create your project metrics dashboard, you should know what it will be used for.
- Make a list of the KPIs and widgets you want to track.
- Create a dashboard.



[Click here to get the best PPT templates!!](#)



# FAQs



## What is included in a project dashboard?

- A project dashboard, like the dashboard in your car, provides quick access to data and metrics about the current status of your project.
- With all of the key performance metrics in one place, project managers can more effectively measure the three constraints of scope, budget, and time.

[Click here to get the best PPT templates!!](#)



## What are the advantages of using project management dashboards?

- Cohesion and communication.
- Data centralization.
- Encourage collaboration.
- Specific information.
- Making use of real-time data.
- Comprehensive overview of the entire project.

[Click here to get the best PPT templates!!](#)

## What constitutes an effective project dashboard?

- An ideal project dashboard is what you make of it based on your projects' and organization's needs and challenges.
- Project Dashboards should provide real-time analytics to project managers and stakeholders to show the status of a project.
- As a result, they will be able to make quick and informed decisions.

# About Us

- SlideTeam is a premier Research, Consulting and Design agency that develops and templatizes industry processes and best practices, frameworks and models across all industry and verticals to help customers present their strategies effectively and convincingly.
- In addition, Slide Team compiles data and statistics from thousands of sources over a wide range of topics to help customers make intelligent decisions. We develop and present our research in the form of fully editable PowerPoint templates to make it easy for our customers to create presentations based on their individual requirements.
- With a large team comprising of Research Analysts, Statisticians, Industry Experts and Designers spread over 6 countries, SlideTeam now hosts the world's largest collection of Ready to Use PowerPoint templates on all topics and industries.
- Our team consists of professionals from Fortune 500 companies and Top Tier consulting firms involved in the process of researching and designing over a million slides that are available for our users on a subscription basis.
- To Contact Us and set up a Live Product Demo join us [here](#) .

**Click here to get the best PPT templates!!**

