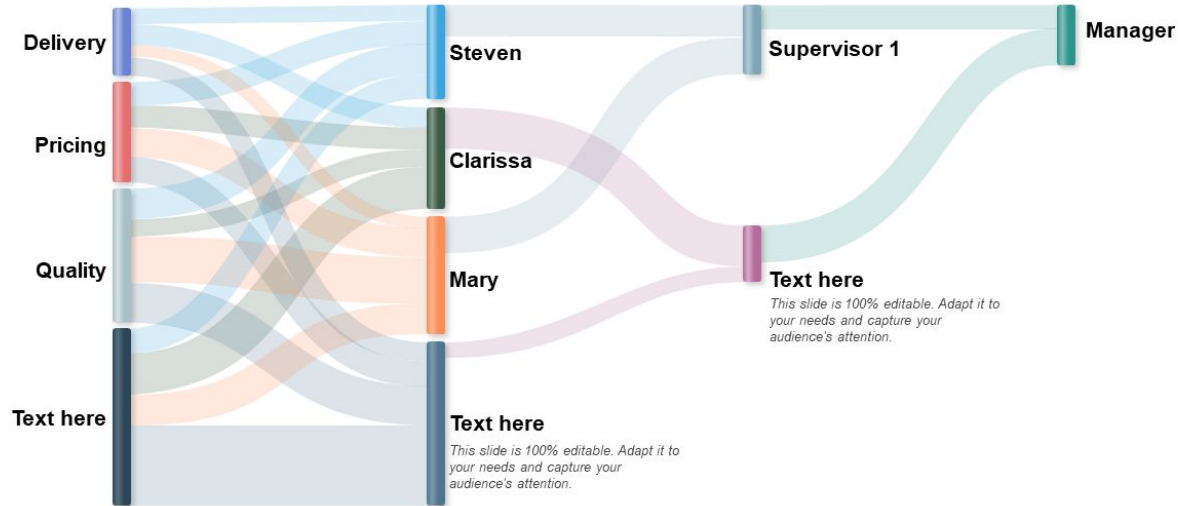


Sankey diagram

Sankey Complaint Handling Diagram Flow Zigzag




[Click here to get the best designs!!](#)

Basics of Sankey diagram:

- Sankey diagram, or chart—named after Captain Matthew Sankey—is a flow chart that shows nodes connected by flows, with the width of each flow serving as a measure of the volume of each flow.
- The significant transfers or flows within a system are highlighted by this style of graphic, which also aids in identifying the dominant contributions to an overall flow.

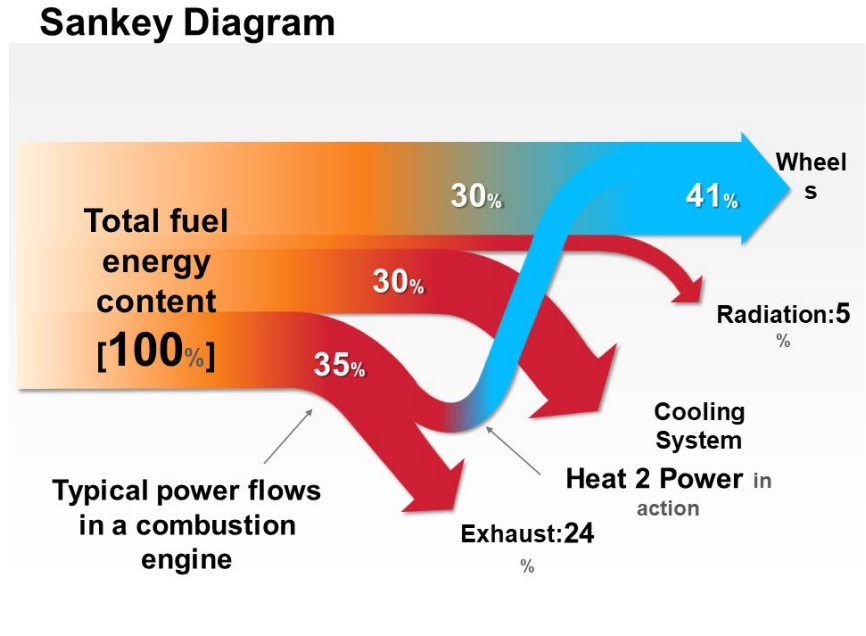
Sankey Diagram Covering Data Table Technology Office Supplies



[Click here to download the template!!](#)

Components of Sankey diagram :

- Nodes, links, and link values are the three sets of components that make up Sankey diagrams.
- Nodes are the entities that are being connected, while links are the connections that connect nodes.
- The link values show how much flow is there on each link.

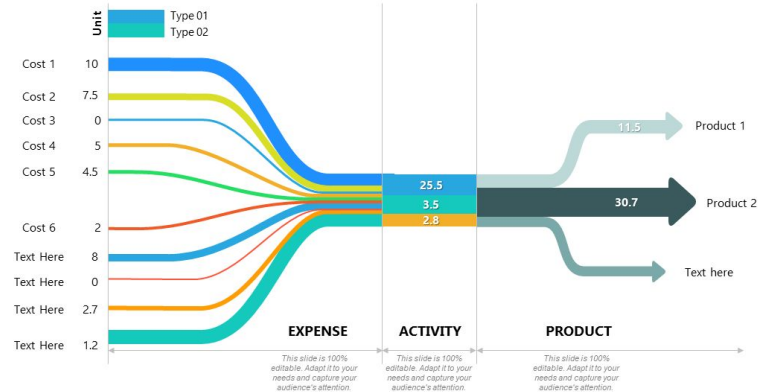


[Click here to download the template!!](#)

Creating Sankey chart :

- Launch the Excel programme.
- Choose ChartExpo for Excel under Insert > My Apps.
- Search the charts list for the Sankey Chart.
- Click Make Chart From Selection after selecting your data.
- The Sankey Chart will be provided to you in Excel, where it can be modified.

Sankey Diagram Showing Cost Flow Expense Activity Product

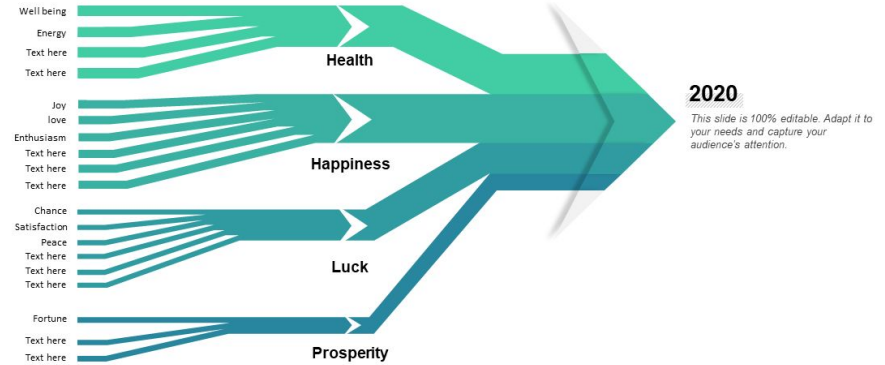


[Click here to download the template!!](#)

Analyzing Sankey diagram :

- Sankey diagrams are a type of visual representation that show how values flow from one set to another.
- Links are used to describe connections between nodes, which are the connected objects.
- The breadth is proportionate to the quantity depicted, which is an important concept to keep in mind when reading and comprehending Sankey diagrams.

Sankey Flow Design Health Happiness Prosperity Diagram

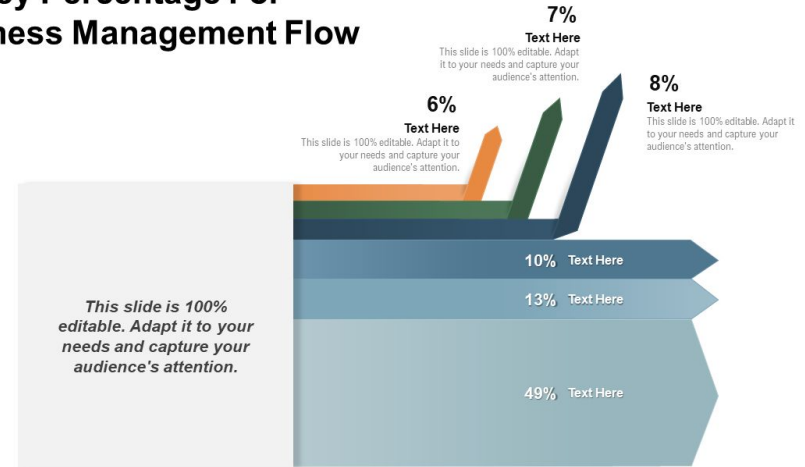


[Click here to download the template!!](#)

Business Management :

- Coordination and administration of company tasks, operations, and resources for the purpose of achieving a specific goal are referred to as business management.
- This frequently entails managing basic operations, supervising workers, and planning infrastructure for the future of the business.

Sankey Percentage For Business Management Flow



[Click here to download the template!!](#)

FAQs

What are the alternatives of Sankey diagram?

- Sankey diagrams give you the ability to visually depict complicated processes while highlighting a particular element or resource.
- They display flows of energy or mass using arrows whose length is related to the flow rate.
- They have directed arrows that represent flows in a process, production system, or supply chain .

[Click here to get the best designs!!](#)

What are the limitations of Sankey diagram ?

- The amount of route steps they can display without using tiny text and pictures or without scrolling is constrained, neither of which is optimal.
- When flows have comparable widths, Sankey diagrams might be challenging to distinguish.
- The Sankey diagram cannot highlight an actionable insight if the nodes are not evenly spaced apart because the links may overlap and produce cluttering.

[Click here to get the best designs!!](#)

What are the types of diagrams?

- Mind map
- Quadrant chart
- Venn diagram
- Circle diagram
- Tree diagram
- Pyramid chart
- Funnel chart
- Roadmap
- Flowchart
- Fish bone diagram
- Quantitative diagram

[Click here to get the best designs!!](#)

ABOUT US

- SlideTeam is a premier Research, Consulting and Design agency that develops and templatizes industry processes and best practices, frameworks and models across all industry and verticals to help customers present their strategies effectively and convincingly.
- In addition, Slide Team compiles data and statistics from thousands of sources over a wide range of topics to help customers make intelligent decisions. We develop and present our research in the form of fully editable PowerPoint templates to make it easy for our customers to create presentations based on their individual requirements.
- With a large team comprising of Research Analysts, Statisticians, Industry Experts and Designers spread over 6 countries, SlideTeam now hosts the world's largest collection of Ready to Use PowerPoint templates on all topics and industries.
- Our team consists of professionals from Fortune 500 companies and Top Tier consulting firms involved in the process of researching and designing over a million slides that are available for our users on a subscription basis.
- To Contact Us and set up a Live Product Demo join us [here](#) .

[Click here to get the best designs!!](#)