

Supplier Performance Dashboard

Supplier Dashboard with Delivery Time and Defect Rate

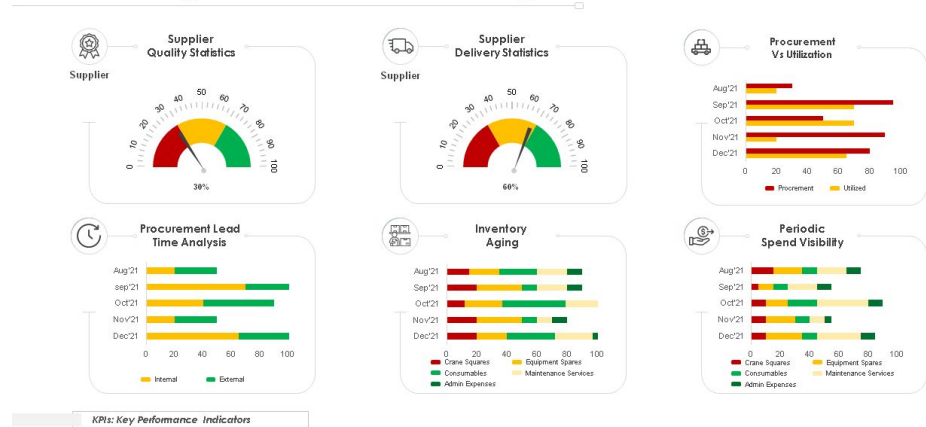


This graph/chart is linked to excel, and changes automatically based on data. Just left click on it and select "Edit Data".

[Click here to get the best PPT templates!!](#)

- **Benchmarking** is the process of comparing the performance of a company's products, services, or processes to those of other businesses that are thought to be the best in the industry, also known as "best in class."
- Benchmarking is used to identify internal opportunities for improvement.

Dashboard with KPIs of Supply Chain Management Benchmarking

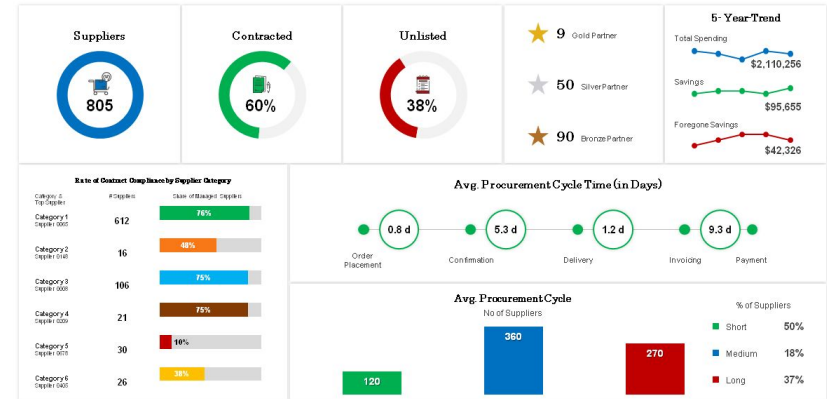


This graph/chart is linked to excel, and changes automatically based on data. Just left click on it and select "Edit Data".

[Click here to get the PPT template!!](#)

- **The Compliance rate** is the ratio of the number of disputed invoices to the total number of invoices.
- The ratio of defective quantity versus total number of ordered quantity can also be used to calculate each supplier's defect rate.

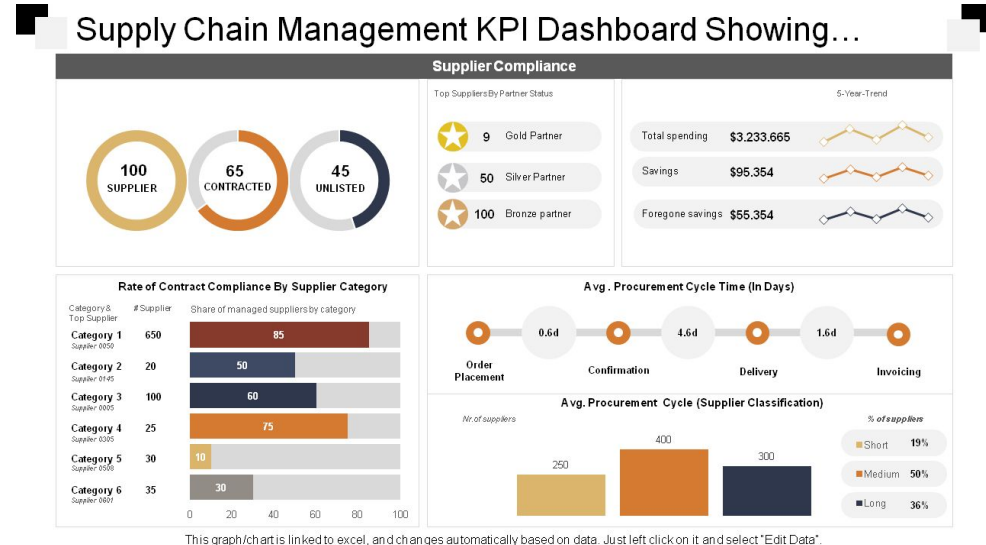
Rate of Supplier Compliance Procurement Dashboard



This graph/chart is linked to excel, and changes automatically based on data. Just left click on it and select "Edit Data".

[Click here to get the PPT template!!](#)

- **Supply chain management (SCM)** is the management of the flow of goods, data, and finances associated with a product or service, from raw material procurement to final product delivery.
- The top-level of this model contains five distinct processes, which are also known as Supply Chain Management components: Plan, Source, Make, Deliver, and Return.



[Click here to get the PPT template!!](#)

- Supplier quality refers to a supplier's ability to deliver goods or services that meet the needs of customers.
- **Supplier quality management** is defined as a system for managing supplier quality in a proactive and collaborative manner.

Procurement Suppliers Quality Delivery and Utilization Dashboard

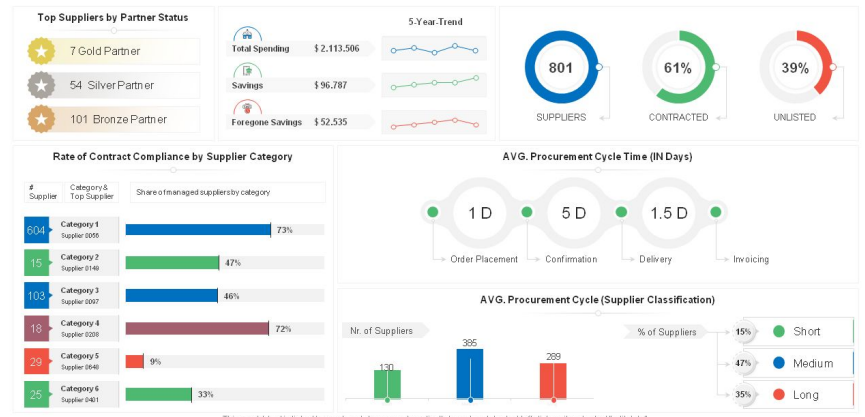


This graph/chart is linked to excel, and changes automatically based on data. Just left click on it and select 'Edit Data'.

[Click here to get the PPT template!!](#)

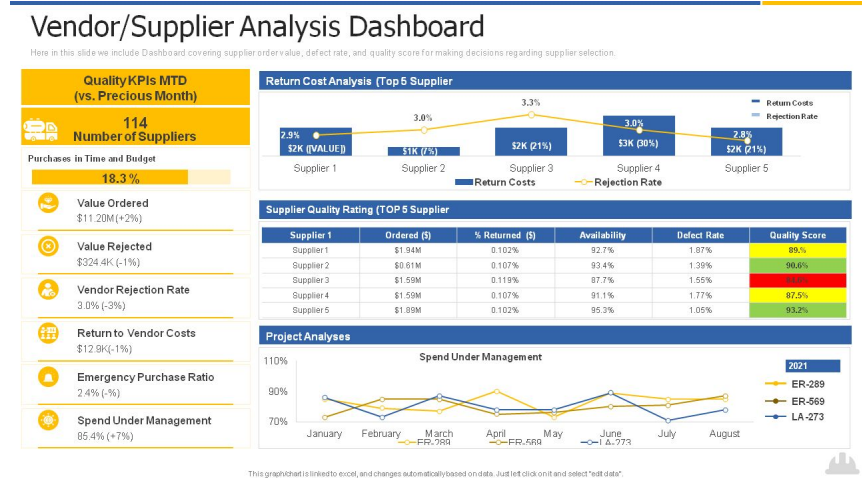
- **Supplier compliance** refers to the standards and processes in place to ensure that suppliers meet the expected levels of quality and performance.
- It assists businesses in ensuring that all applicable regulations, as well as any internal policies and procedures, are followed by their suppliers.

Supplier Compliance Data Visualization Dashboard



[Click here to get the PPT template!!](#)

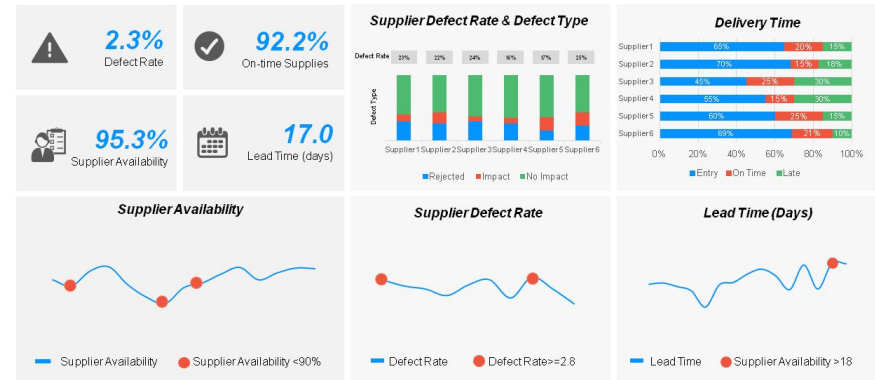
- **Vendor analysis** , procedure assists you in identifying the best vendors for your business.
- It identifies critical areas like vendor risk, capacity, operational risk, and financial health.
- **Supplier evaluation** is a sourcing strategy that evaluates suppliers based on product or service quality, delivery speed and accuracy.
- It also evaluates price competitiveness in order to increase the value of products and ensure continuous improvement.



[Click here to get the PPT template!!](#)

- Without having to search records individually, the vendor dashboard allows you to see vendor data pulled from vendor records at a glance.
- **Vendor dashboards** display Key Performance Indicators (KPIs), trend graphs, report snapshots, and vendor-specific reports.

Vendor KPI Dashboard Showing Defect Rate...



This graph/chart is linked to excel, and changes automatically based on data. Just left click on it and select "Edit Data".

[Click here to get the PPT template!!](#)

FAQs

What are the primary goals of management benchmarking?

- The goal of benchmarking is to identify and improve on an organization's weaknesses in order to become the "The very best."
- The benchmarking process assists managers in identifying performance gaps and converting them into opportunities for improvement.

[Click here to get the best PPT templates!!](#)

What are the six different types of supply chain management?

- Flow indefinitely.
- Strategies for the fast chain.
- Effective Chain.
- Agile.
- Custom-configured.
- Flexible

What steps do you take to ensure supplier compliance?

- Evaluate your ability.
- Control supply contracts.
- Pay close attention to the suppliers.

What are the primary methods for evaluating and measuring supplier performance?

- Quality,
- On-time delivery,
- Acknowledgment rate, and Responsiveness.

About Us

- SlideTeam is a premier Research, Consulting and Design agency that develops and templatizes industry processes and best practices, frameworks and models across all industry and verticals to help customers present their strategies effectively and convincingly.
- In addition, Slide Team compiles data and statistics from thousands of sources over a wide range of topics to help customers make intelligent decisions. We develop and present our research in the form of fully editable PowerPoint templates to make it easy for our customers to create presentations based on their individual requirements.
- With a large team comprising of Research Analysts, Statisticians, Industry Experts and Designers spread over 6 countries, SlideTeam now hosts the world's largest collection of Ready to Use PowerPoint templates on all topics and industries.
- Our team consists of professionals from Fortune 500 companies and Top Tier consulting firms involved in the process of researching and designing over a million slides that are available for our users on a subscription basis.
- To Contact Us and set up a Live Product Demo join us [here](#) .

[Click here to get the best PPT templates!!](#)