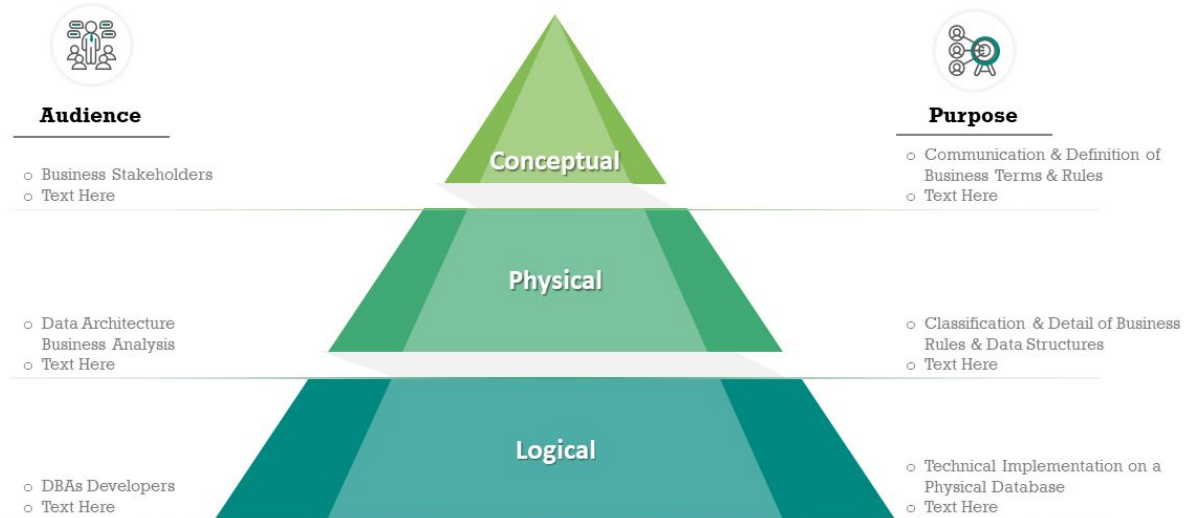


# Data Model

## Data Concept in Data Modelling

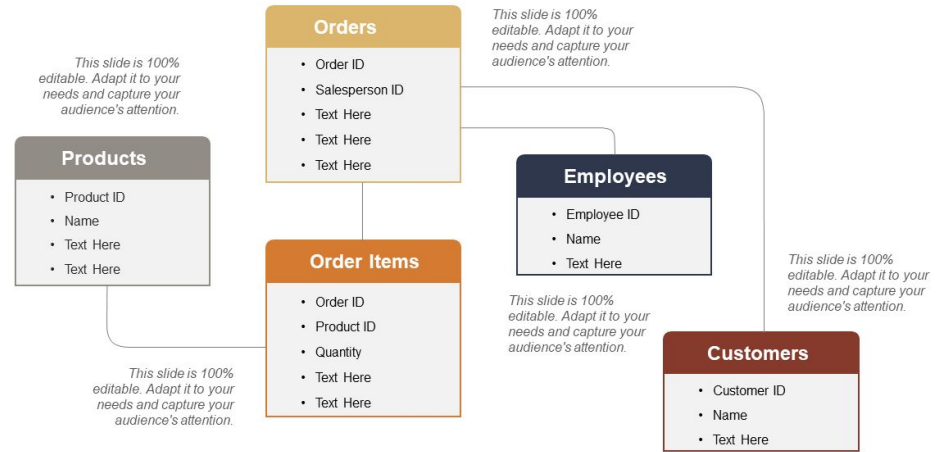
*This slide is 100% editable. Adapt it to your needs and capture your audience's attention.*



[Click here to get the best PPT templates!!](#)

→ **Data modelling** is the process of visualising an entire information system or parts of it in order to communicate connections between data points and structures.

## Data Model With Employees Information And Products



[Click here to get the PPT template!!](#)

→ **Customer-centricity** is a business strategy that places the customer first and at the core of your operations in order to provide a favourable experience and build successful relationships.

## Data Model for Organizational Customer Centricity

*This slide is 100% editable. Adapt it to your needs and capture your audience's attention.*



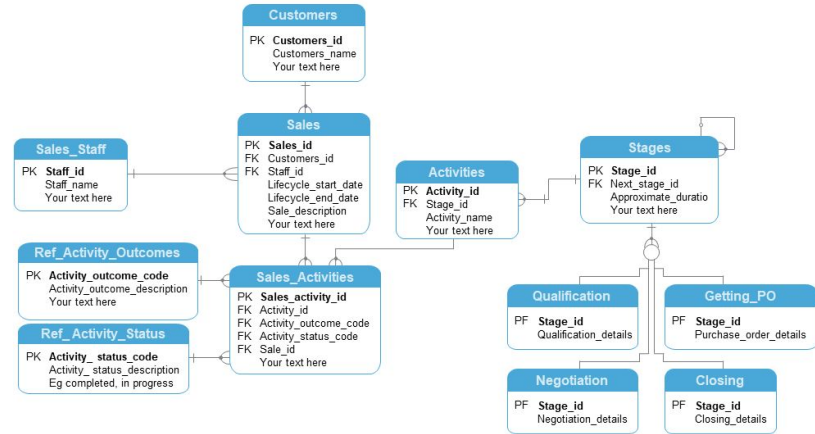
[Click here to get the PPT template!!](#)

## Main stages of Sales Lifecycle :

- Prospecting
- making contact
- qualifying your lead
- nurturing your lead
- presenting your offer
- overcoming objections
- closing the sale

## Data Model of Sales Lifecycle

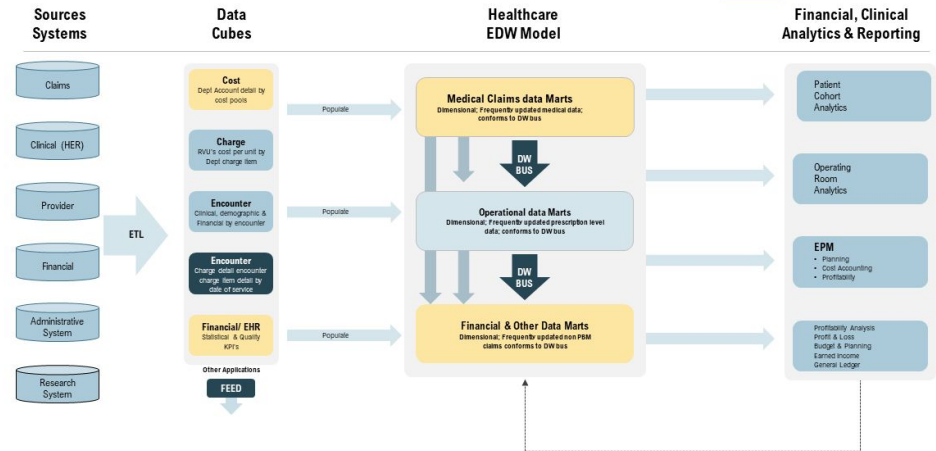
*This slide is 100% editable. Adapt it to your needs and capture your audience's attention.*



[Click here to get the PPT template!!](#)

- A **foundation data model** is a "principle for building AI systems" that allows a model trained on a large amount of unlabeled data to be adapted to a wide range of applications.
- "Designed to be adapted to various downstream cognitive tasks by pre-training on broad data at scale," foundation models are.

## Foundational Data Modelling(1/2)

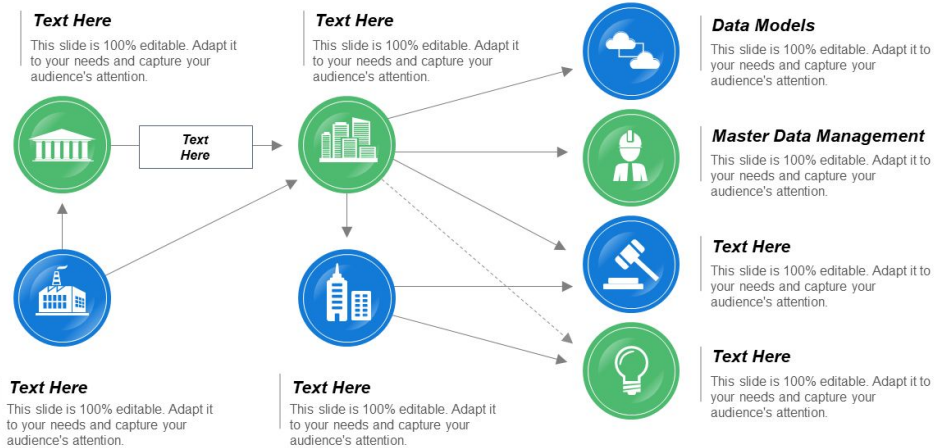


This slide is 100% editable. Adapt it to your needs and capture your audience's attention.

[Click here to get the PPT template!!](#)

- **Data Management** in supply chain aids in the centralization and synchronisation of data across supply chain networks and distributors.
- MDM promotes data transparency and homogeneity, resulting in cost savings and revenue generation opportunities.

## Data Models Master Data Management Supply Chain...

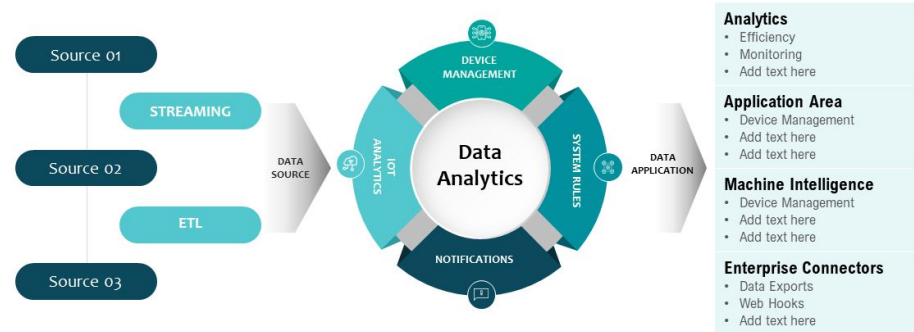


[Click here to get the PPT template!!](#)

- **An analytics model**, defined here as one that is implemented as a process within the analytics stack rather than one that is simply based on analytics output.
- It is implemented in two stages using an amalgamation of statistical software and programmatic design.

## Data Analytics Software Model with Application Areas

This slide 100% editable. Adapt it to your needs and capture your audience's attention.

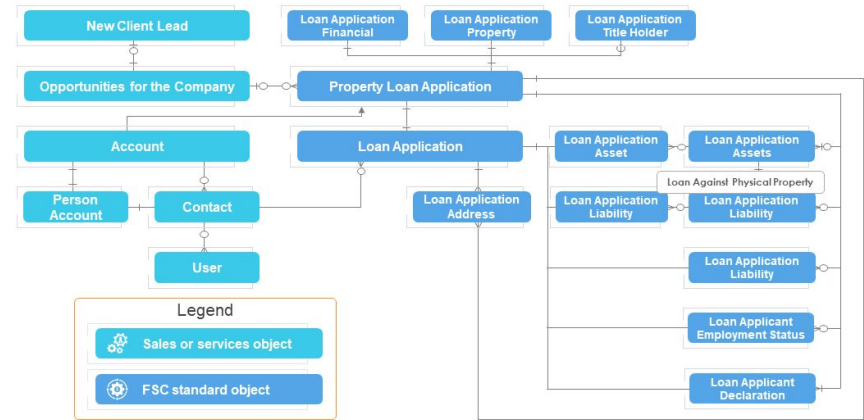


[Click here to get the PPT template!!](#)

- **The Cloud - based Financial Services Data Model (FSDM)** is a comprehensive, versatile blueprint for how your data is organised that enables you to manage your information.
- It helps to successfully manage risk, navigate the data environment, and pinpoint details that may affect your data management journey.

## Financial Services Cloud Mortgage Data Model

This slide is 100% editable. Adapt it to your need and capture your audience's attention.



FSC: Financial Services Cloud

[Click here to get the PPT template!!](#)



# FAQs

## How can a company become more customer-focused?

- Anticipate the needs of your customers.
- Gather Customer Feedback.
- Make yourself easily accessible.
- Customers should be met in person.
- Proactively provide customer service.
- Implement Customer Service Tools.
- Look past the purchase.
- Make an onboarding procedure.

[Click here to get the best PPT templates!!](#)

## What are the customer-centric pillars?

- Customer-Centric Marketing's Pillars
- Capture and Organize Customer Data is the first pillar.
- The second pillar is: Analytics Leverage and Predictive Analytics.
- Engage Customers Based on Their Individual Journey is the third pillar.
- Create an Insight-Driven Culture is the fourth pillar.

## What exactly are data modelling tools?

- Data modelling software tools are applications that assist you in creating database structures using a simple and visually appealing data model—a roadmap for how your company will organise and manage data in the future to achieve your business objectives.

# About Us

- SlideTeam is a premier Research, Consulting and Design agency that develops and templatises industry processes and best practices, frameworks and models across all industry and verticals to help customers present their strategies effectively and convincingly.
- In addition, Slide Team compiles data and statistics from thousands of sources over a wide range of topics to help customers make intelligent decisions. We develop and present our research in the form of fully editable PowerPoint templates to make it easy for our customers to create presentations based on their individual requirements.
- With a large team comprising of Research Analysts, Statisticians, Industry Experts and Designers spread over 6 countries, SlideTeam now hosts the world's largest collection of Ready to Use PowerPoint templates on all topics and industries.
- Our team consists of professionals from Fortune 500 companies and Top Tier consulting firms involved in the process of researching and designing over a million slides that are available for our users on a subscription basis.
- To Contact Us and set up a Live Product Demo join us [here](#) .

**[Click here to get the best PPT templates!!](#)**