



Comprehensive Guide to Use and Edit this PowerPoint Deck



Instructions to edit this deck

- This slide/deck has been made in PowerPoint using basic PowerPoint shapes, and all graphics are 100% editable in PowerPoint.
- You can change color, size and orientation of any element to your liking, and add/edit any piece of text anywhere.




Resize Any Shape And Edit Color

The entire slide/deck has been made in PowerPoint itself, and you can edit the color of any component in this graphic. To change the color, just right click the object to highlight it, and then follow instructions.

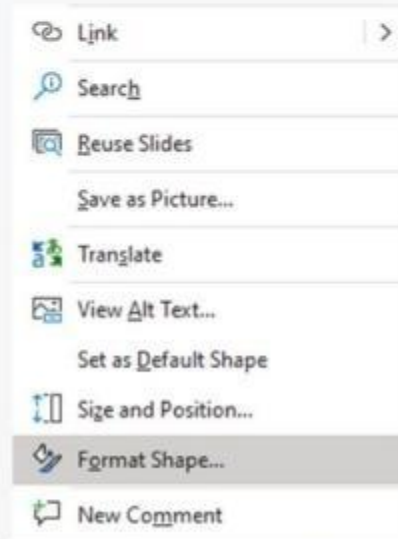
Step 1:

Right click on the object or shape that you want to change the color of.



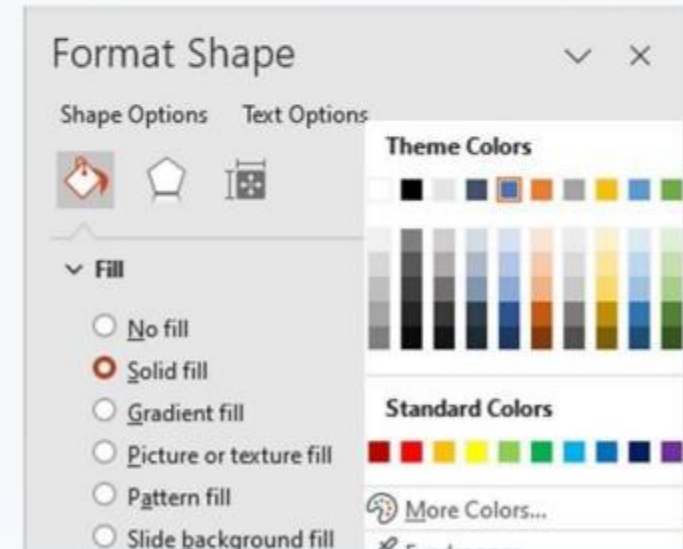
Step 2:

Choose Format Shape in the dialog box.



Step 3:

Choose "Fill" in the Format Shape box then "Solid" or "Gradient" depending on the appearance of the object. Change colour as shown in the picture.



Replace any images in this deck with your own

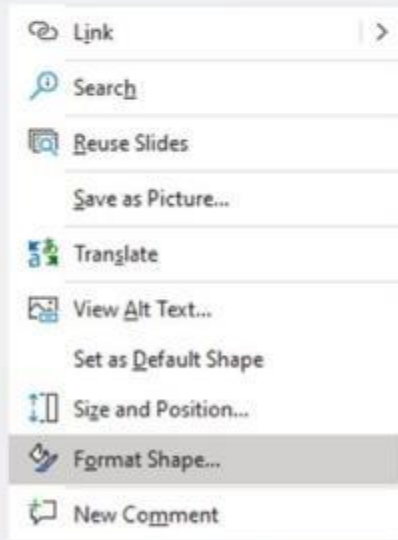
The images contained in this slide/deck are yours to keep and reuse. The images we have shown are for demo purposes only. You can replace this image with your own -

Steps to edit/replace any image

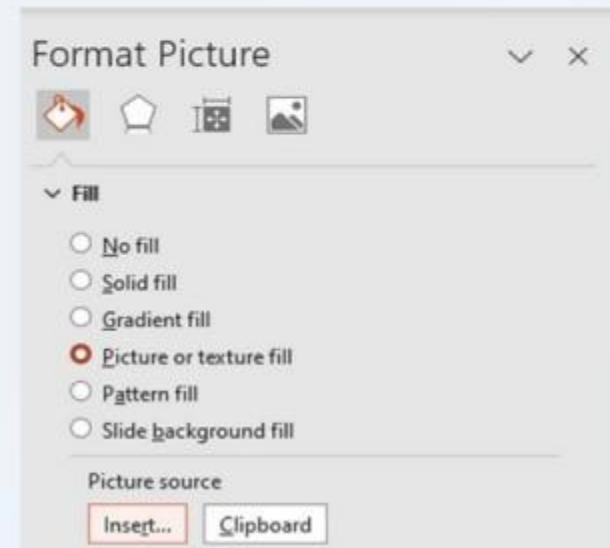
Step 1:



Step 2:



Step 3:



Use Your Own Icons In Any Slide

You can replace any icon in this slide/deck with any icon you like from our site, or completely remove it if required. The icons we have shown are just for demo purposes. You can replace these icons with the correct icons to suit your message. We have a large collection of icons to choose from on our site or the [ICONS BUNDLE](#).

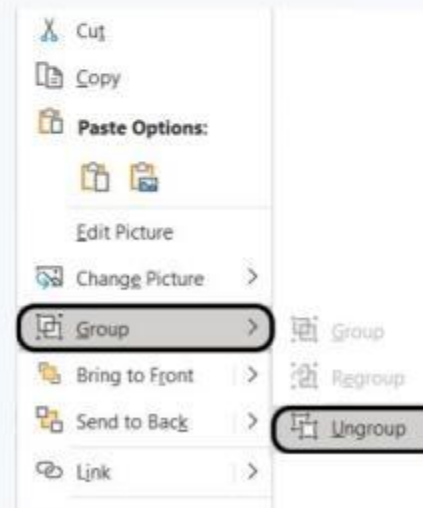
Step 1:

To edit/replace any icon, double click on it and select it, and then right click it to ungroup it or just delete it.



Step 2:

Delete/Edit/Ungroup the icon and/or replace it with any icon or graphic from our site.





Included with this download

2400

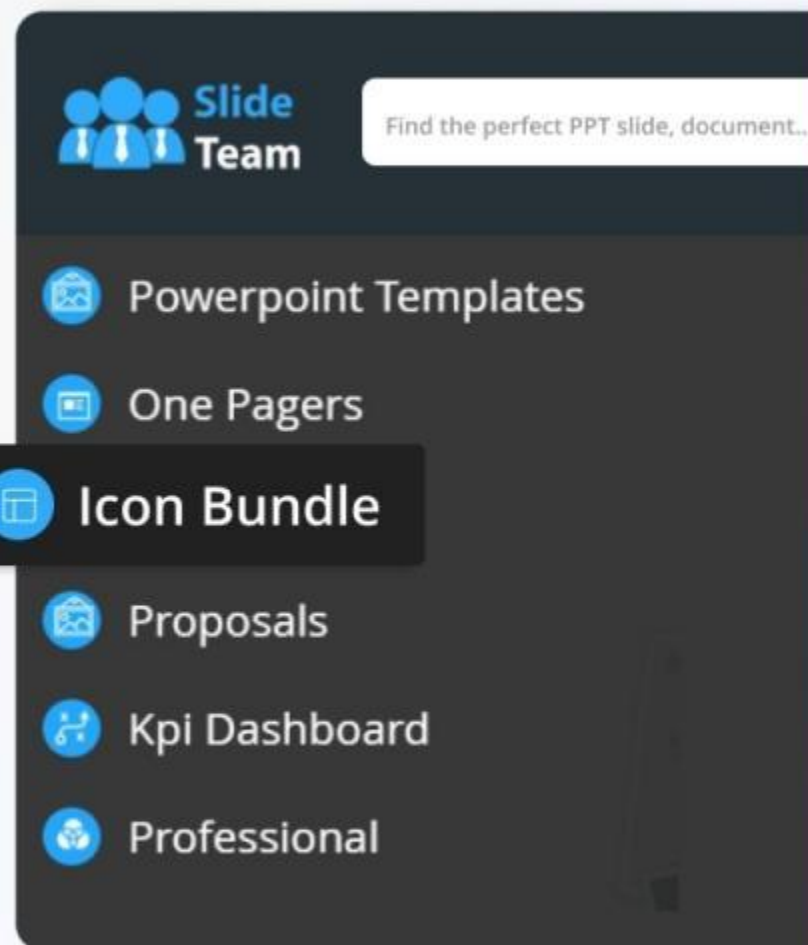
Editable Icons Mega Bundle

Mega Bundle is available for download to any **PAID subscriber**.

Bundle includes –

- 2400 popularly used icons
- EPS, JPG and PPTX
- 100% editable

Download from the icons bundle link in the upper left hand side





THANKS!

Do you have any question?

support@slideteam.net

[+1-408-659-4170](tel:+14086594170)

www.slideteam.net

