

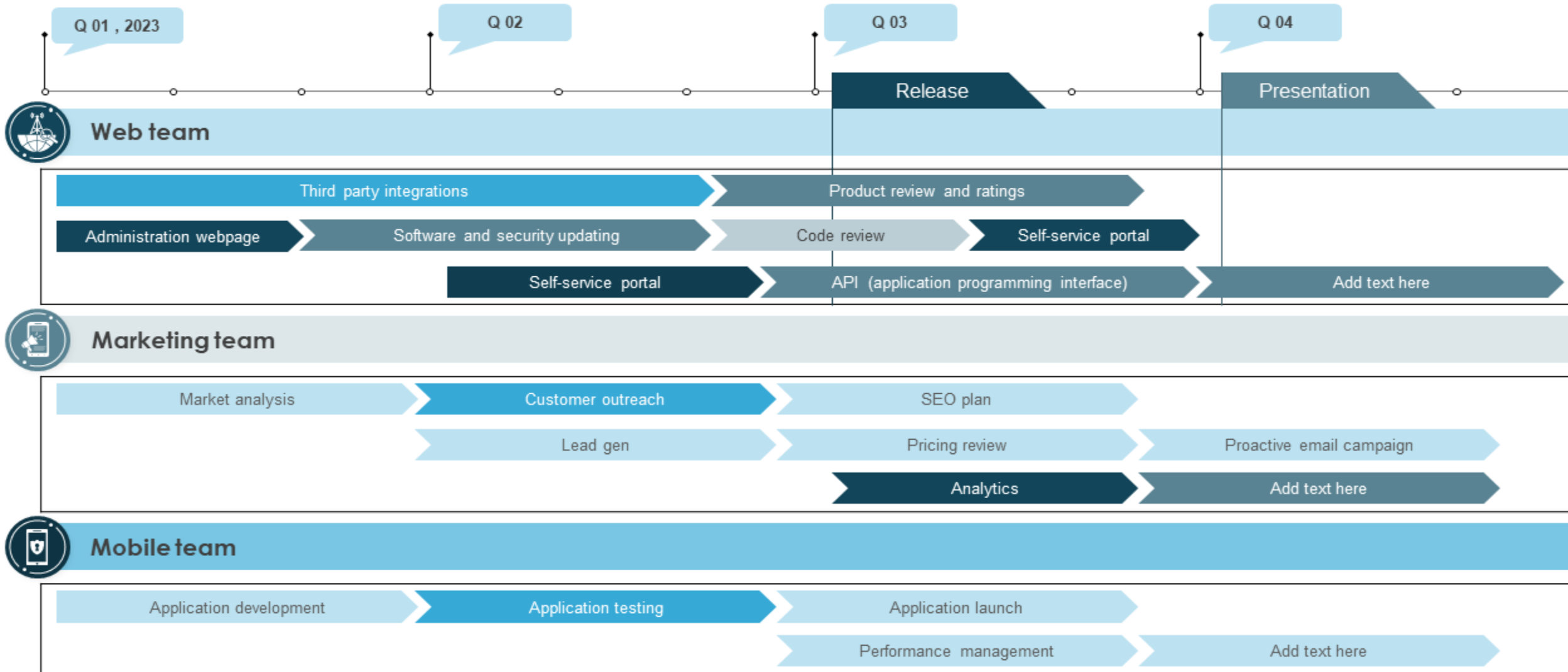
MVP Plan

Collection of 15+ PowerPoint templates

[Click Here to Download the Editable Version](#)

MVP plan and product launch timeline

This slide defines the minimum viable product (MVP) launch strategy. The purpose of this template is to define the roadmap used while introducing a product in market. It also includes information related to web and marketing team.

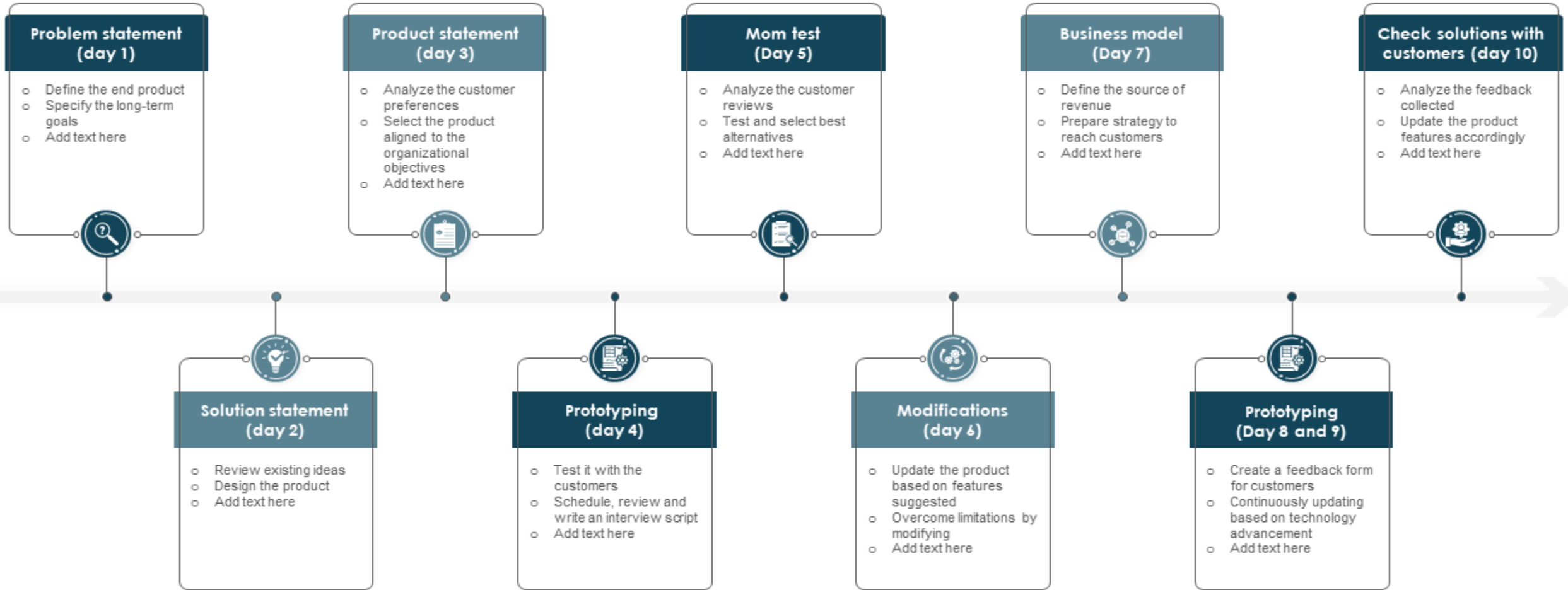


This slide is 100% editable. Adapt it to your needs and capture your audience's attention.

[Click Here to Download the Editable Version](#)

MVP plan for launching product in target market

This slide covers the strategies used to launch the minimum viable product (MVP) . The purpose of this template is to validate, make product ready for scaling and growth. It also includes elements such as defining problems, identifying target audience, etc.



This slide is 100% editable. Adapt it to your needs and capture your audience's attention.

[Click Here to Download the Editable Version](#)

MVP application development budget plan

This slide depicts the minimum viable product (MVP) software development strategies. The purpose of this template is to analyze the costs and development duration. It also includes the details of activities performed in the project.

|  Activities |  Estimated hours |  Cost |  Notes |
|--|---|--|---|
| Identify and create specifications of MVP | 40 | \$1100 | Add text here |
| Identify and develop database | 9 | \$450 | Add text here |
| Develop registration, login and forget password | 8 | \$240 | Add text here |
| Implement quality assurances and modifications | 20 | \$750 | Add text here |
| Hire team for management of activities | Add text here | Add text here | Add text here |

This slide is 100% editable. Adapt it to your needs and capture your audience's attention.

[Click Here to Download the Editable Version](#)

Weekly roadmap for MVP scope plan

This slide defines the weekly roadmap used to define strategies to build scope for minimum viable product (MVP). The purpose of this template is to define the timeline for launching the product. It also includes elements such as goals, features, research and metrics.

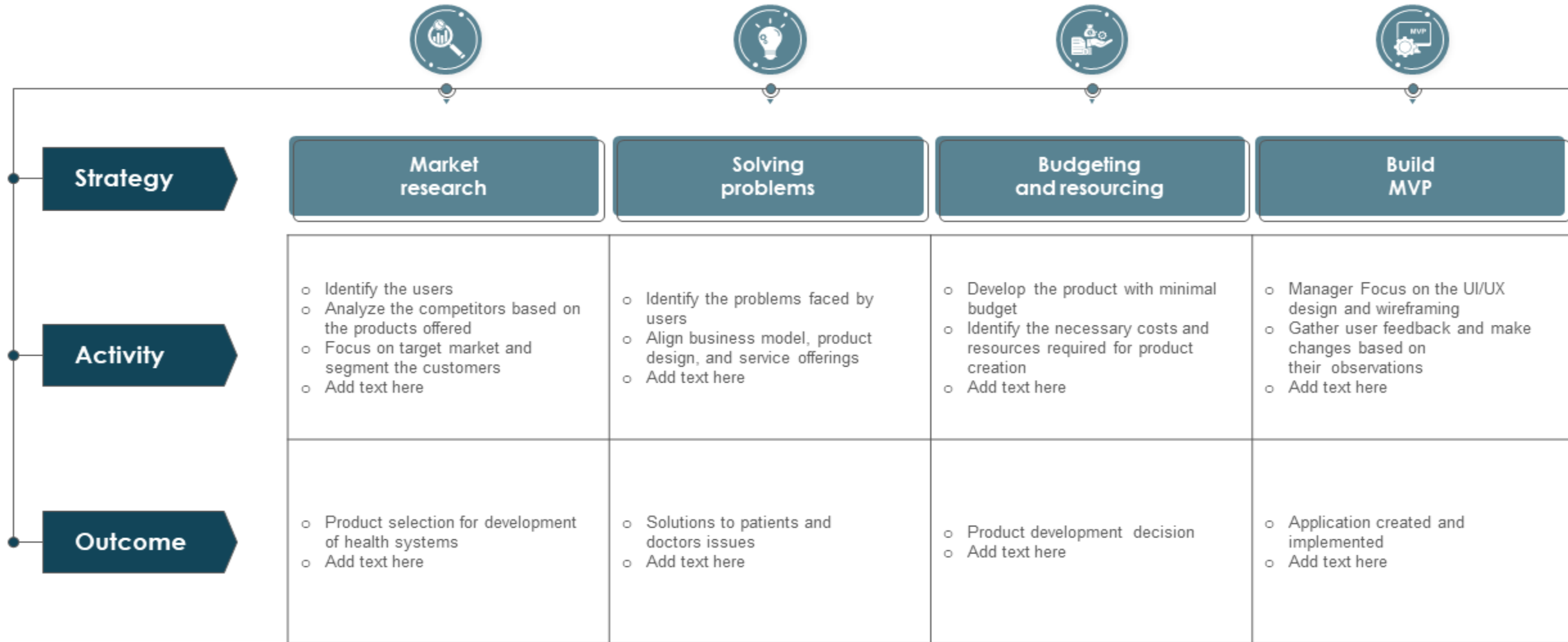
| | 1 st Week | 2 nd Week | 3 rd Week | 4 th Week |
|-----------------|---|---|--|--|
| Goal | <ul style="list-style-type: none">○ Build and design the webpage○ Add text here | <ul style="list-style-type: none">○ Create user onboarding platform○ Add text here | <ul style="list-style-type: none">○ Marketing and updating the webpage○ Add text here | <ul style="list-style-type: none">○ Review and launch the webpage○ Add text here |
| Features | <ul style="list-style-type: none">○ Third party integration○ Landing page and navigation○ Add text here | <ul style="list-style-type: none">○ Contact form○ Create account and login○ Add text here | <ul style="list-style-type: none">○ Create offers○ Analyze and search offers available○ Add text here | <ul style="list-style-type: none">○ Email the offers accepted○ Upload the transfer confirmation○ Add text here |
| Research | <ul style="list-style-type: none">○ User experience and user interface designs○ Setup google analytics○ Add text here | <ul style="list-style-type: none">○ Testing the accounts setup○ Conduct survey○ Add text here | <ul style="list-style-type: none">○ Analyze metrics and user data○ Build marketing plan○ Add text here | <ul style="list-style-type: none">○ Review the existing plan○ Upgrade and modify the scope○ Add text here |
| Metrics | <ul style="list-style-type: none">○ Measure page visits per week○ Add text here | <ul style="list-style-type: none">○ Measure users accounts created per week○ Add text here | <ul style="list-style-type: none">○ Measure offers created and accepted per week○ Add text here | <ul style="list-style-type: none">○ Measure offers created and accepted per week○ Add text here |

This slide is 100% editable. Adapt it to your needs and capture your audience's attention.

[Click Here to Download the Editable Version](#)

Healthcare minimum viable product (MVP) development plan

This slide covers the minimum viable product (MVP) plan developed in the healthcare industry. The purpose of this template is to explain the process of developing a healthcare MVP. It also includes strategies such as market research, solving problems, etc.



This slide is 100% editable. Adapt it to your needs and capture your audience's attention.

[Click Here to Download the Editable Version](#)

Process to build a minimum viable product (MVP) plan

This slide defines the steps involved in MVP development. The purpose of this template is to identify the problems and provide solutions. It also includes elements such as user flow, launch plan, etc.

Process

Implementation steps

Outcomes



Identify problems and plan solutions

- Conduct market research and analysis
- Define the applications value proposition
- Add text here

- Details related to user needs
- Add text here



Develop and map out user flow

- Design application which is convenient for users
- Prepare a schedule for different tasks
- Add text here

- Process flowchart
- Add text here



Prioritize MVP features and launch MVP

- Categorize the features based on high priority, medium priority, and low priority
- Prepare product backlog
- Add text here

- Launch MVP for testing
- Add text here



Exercise 'B.M.L.' — Build, measure, learn

- Define the scope of work
- Collect and analyze client feedback
- Add text here

- Final product development plan
- Add text here

This slide is 100% editable. Adapt it to your needs and capture your audience's attention.

[Click Here to Download the Editable Version](#)