



Sustainability

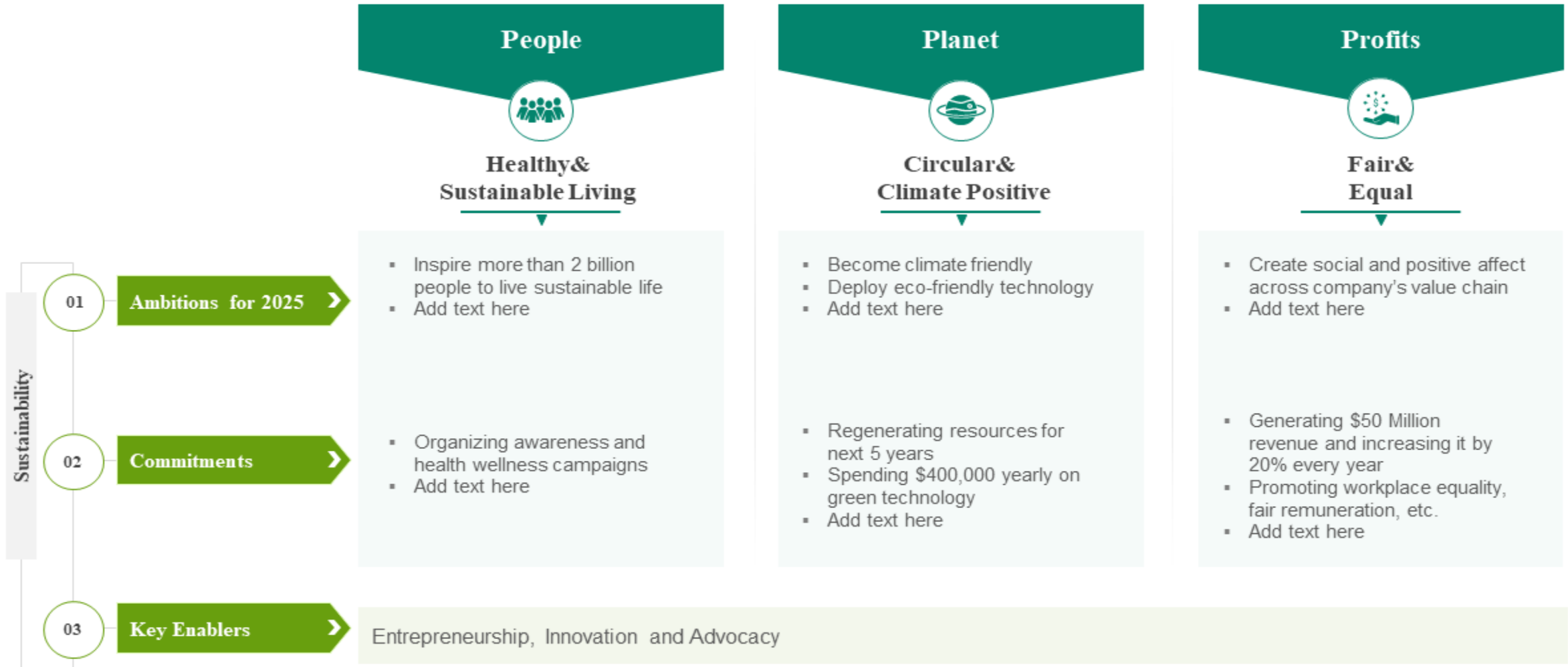


Collection of 10 + PowerPoint Templates

[Click Here to Download the Editable Version!](#)

Business Sustainability with Triple Bottom Line Approach

The following slide showcases green business management with triple bottom line method. It provides information about people, planet, profits, ambitions, commitments, enablers, etc

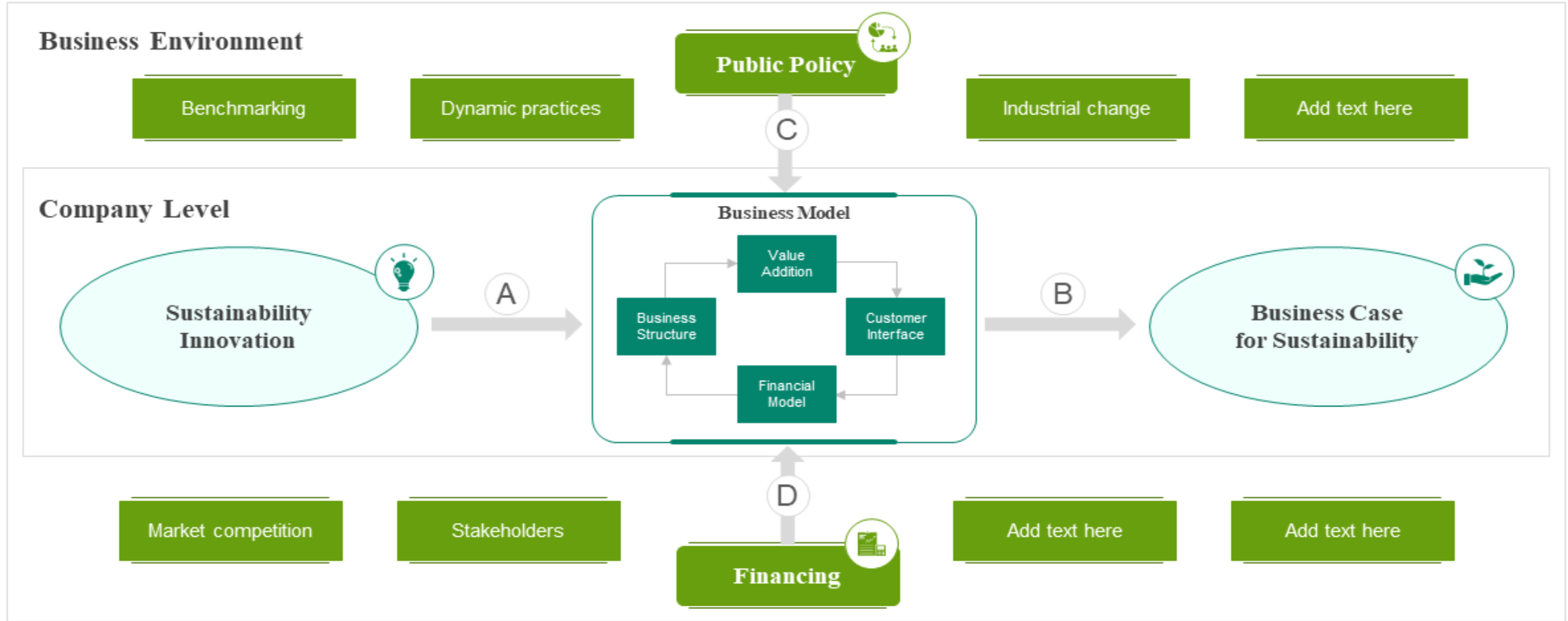


This slide is 100% editable. Adapt it to your needs and capture your audience's attention.

[Click Here to Download the Editable Version!](#)

Framework Indicating Corporate Sustainability Innovation

The following slide showcases business sustainability innovation model. It provides information about public policy, business case, financing, company level, stakeholders, etc.



Key: Framework Elements Framework Interfaces Examples

This slide is 100% editable. Adapt it to your needs and capture your audience's attention.

[Click Here to Download the Editable Version!](#)

Organizational Sustainability Model for Distinct Initiatives

The following slide showcases green business model for multiple activities. It provides information about growth, return on capital, risk management, innovation, operational risks, etc.

Growth

- Targeting new customers and markets
- Innovation of new products
- Add text here

Returns on Capital

- Sustainable sales and marketing
- Add text here
- Green operations –
 - Reducing emissions
 - Energy management
 - Add text here

Risk Management

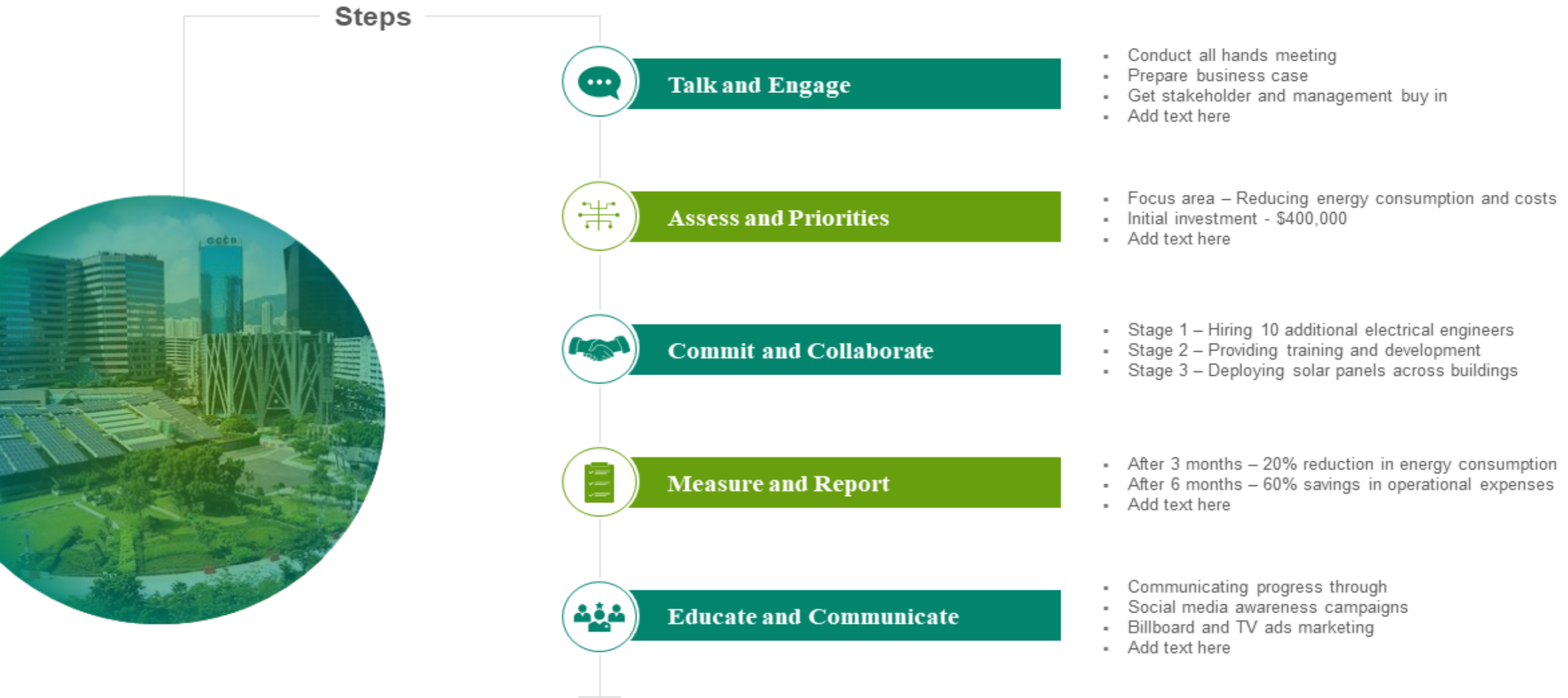
- Managing operational risks through sustainability
- Green regulations management
- Add text here

This slide is 100% editable. Adapt it to your needs and capture your audience's attention.

[Click Here to Download the Editable Version!](#)

Key Steps to Create Sustainability Strategy

The following slide showcases major steps to build corporate sustainability strategy. It provides information about talk, engage, assess, prioritize, commit, collaborate, measure, report, educate, etc.







This slide is 100% editable. Adapt it to your needs and capture your audience's attention.

[Click Here to Download the Editable Version!](#)

Initiatives to Introduce Sustainability in New Business

The following slide showcases techniques to bring sustainability in startups. It provides information about sustainable solutions, eco point, electric vehicles, ozone generator, etc.



Company/Purpose	Materialization in Business Plan
 Sustainable Solutions Provide consultancy to business looking to become sustainable	<ul style="list-style-type: none">▪ Promotes perceptual change in people▪ Facilitates sustainable actions▪ Add text here
 Eco-point Organizing events relating to sustainability	<ul style="list-style-type: none">▪ Promotes people's attitude and approaches▪ Educates about correct disposal of harmful waste▪ Focuses on small businesses▪ Add text here
 Electric Vehicles Add text here	<ul style="list-style-type: none">▪ Electric carts make low sound▪ Reduces generation of harmful gases▪ Improves population's health▪ Add text here
 Ozone Generator Add text here	<ul style="list-style-type: none">▪ Doesn't release harmful waste, germicide, etc.▪ Kills bacteria, virus, etc.▪ Reduces bad odor▪ Benefits locals▪ Avoids usage of chemicals

This slide is 100% editable. Adapt it to your needs and capture your audience's attention.

[Click Here to Download the Editable Version!](#)

Organization Sustainability Dashboard with Sourced Technologies

The following slide showcases business sustainability dashboard highlighting multiple sources of technology. It provides information about renewable energy, plant age, solar, wind, biomass, regionality, etc.

Total Electricity Consumed

259 MWh

Renewable Energy Share

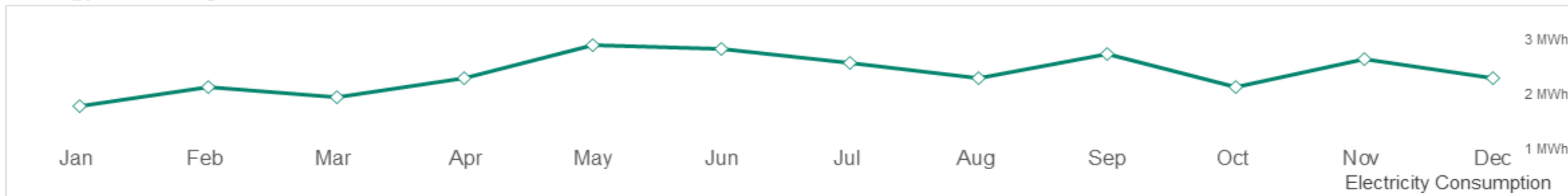
75%

Expert Appraisal
Committee's covered

152/240

Energy Consumption

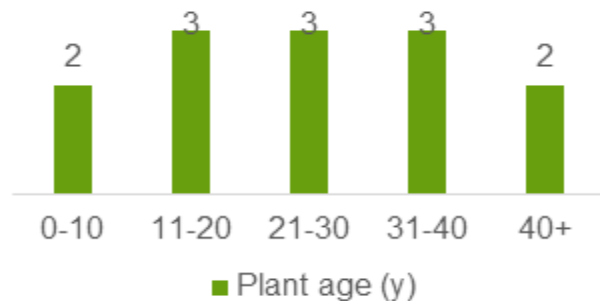
2023



Additionality

Average age of sourced plan

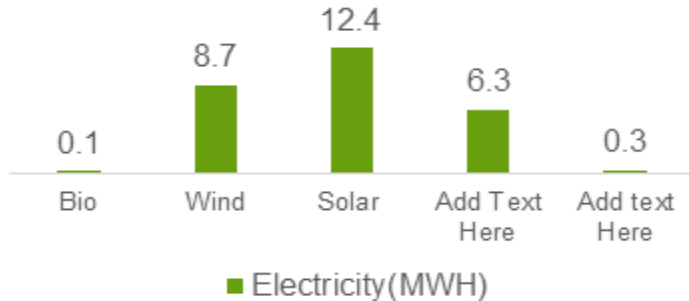
25 Years



Technology

Most sourced technology

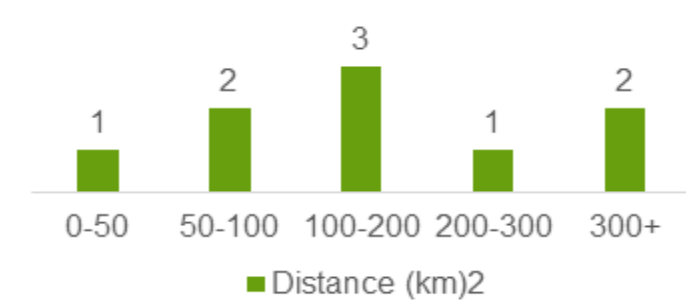
Solar



Regionality

Average distance from plant

177 Miles



This graph/chart is linked to excel, and changes automatically based on data. Just left click on it and select "Edit Data".

[Click Here to Download the Editable Version!](#)



Thank You



Address

street number, city, state



Contact Number

0123456789



Email Address

emailaddress123@gmail.com